

# Date Tracker Fields

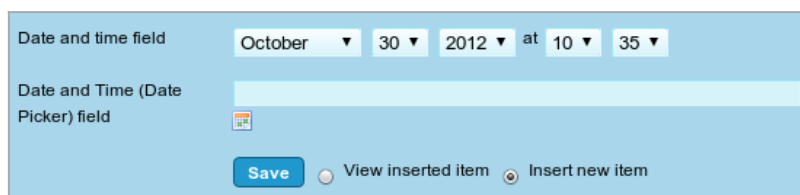
The [Tiki Trackers](#) features uses different type of tracker field to add, edit and manage date and time value for trackeritems to have a timestamp, to manage ranges of dates, to create calendar items, etc. This allows Tiki to be configured in many different ways and able to handle any kind of documents or items like forms, contracts, orders, events, validity, user informations, subscription and many more.

See also [Duration Tracker field](#)

There are more than one option to manage dates and time in [trackers](#) and trackeritems to allow maximum of flexibility in your configuration. Here a simple description for each one. Check the relevant tab for more details.

- Date and Time (**dropdown**) (Tiki9+)  
This will display 3 to 5 fields selector dropdown
- Date and Time (single **date picker**) (Tiki9+)  
This will display a selector through a calendar
- Date and Time (**calendar item/event**) (Tiki18+)  
This will allow to create (and link) the trackeritem to a calendar item/event

## Date and Time (dropdown) (Tiki9+)



Click to expand

The options are:

Parameters	Value	Description
Type	dt or d	dt for date and time, d for date
start_year	4 digits number	first year in the drop down (ex: 1968)
end_year	4 digits number	last year in the drop down (ex: 2020)
Default selection	Current Date or Blank	Indicates if blank dates should be allowed.. allows to have date not set. 'Blank' means that the default is blank.

If the parameter `date_time` is 'd', the user will be asked to enter only a date not a time. If the param `blank_date` is 'blank', the user can not fill empty the field.

Date can be blank, but does not default to blank. Blank by selecting empty in any date field.

If the field is flagged as Mandatory, this option is ignored. If the field is flagged as *not* Mandatory, then the addition of an empty option will default the field to a blank date instead of the current date or the stored date for the field.

## Date and Time (date picker)

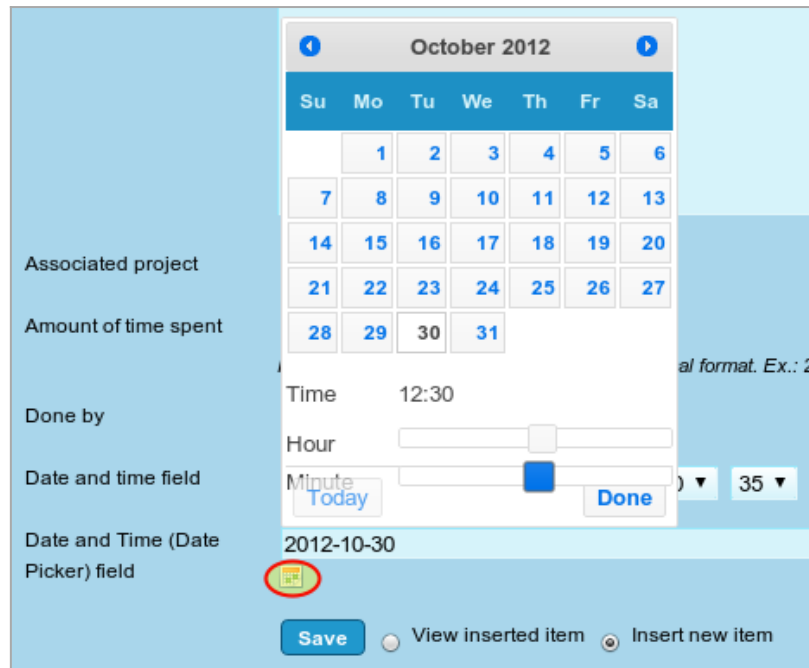
Provides jQuery-UI date picker select a date and optionally time.

The options are:

Parameters	Value	Description
------------	-------	-------------

Type	Date and Time / Date only	Components to be included
Default value	None (undefined) / Item creation date and time	Default date and time for new items

At tracker item insertion time, when the user clicks at the little calendar-like icon, the Date picker JQuery widget will show up:



Click to expand

## Date and Time (calendar item) (Tiki18+)

This field allows to associate calendar items with tracker items. Added in [Tiki18](#)

The options are:

Parameters	Values	Description
Calendar Id		Calendar to use for associated events
Show Event Id		Show an input for the event id when editing the field, allow lost events to be reattached
Default value	None - Item creation date and time	Default date and time for new items
Not before		Field ID from this tracker to compare the value against and validate it is not before that timestamp.
Not after		Field ID from this tracker to compare the value against and validate it is not after that timestamp.
Type	Date and Time - Date only	Components to be included
Start year		Year to allow selecting from
End year		Year to allow selecting to
Default selection	Current Date - Blank	Indicates if blank dates should be allowed
Time Ago	No - Yes	Use timeago.js if the feature is enabled
Item Date Field	No - Yes	Use this date as the item's global date in the search index.

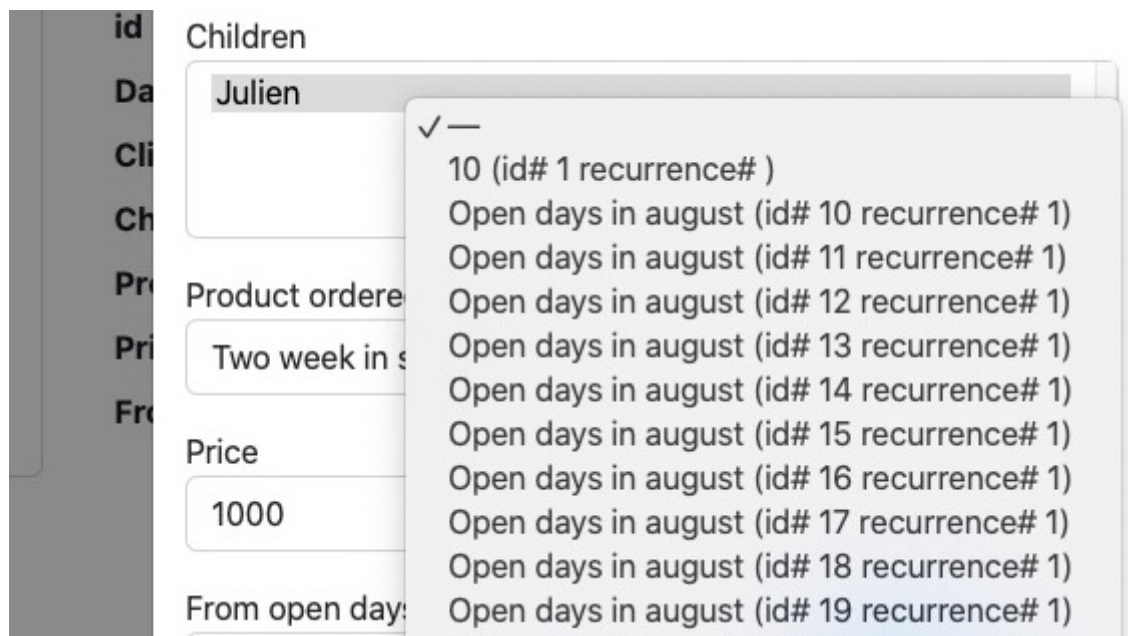
## Recurring event to create several dates related to one item

The tracker interface displays only the Start date but it is possible to create a recurring event to link several dates to a single items, for example Museum Open 10:00 to 17:00 Monday, Tuesday, Thursday and Friday and have the objects retrieved (filtered) through the unified-index.

For example you can create an event "Summer Seminar" that is a recurrent event from Monday to Thursday from the 2/09/2022 to 6/09/2022.

It will create several objects (days) with a common recurrence id.

In the plugin list you will be able to filter calendar items using the recurrence id.



## Related

### Change tracker date fields with date-only storage (tiki24)

Change tracker date fields with date-only storage to use 12am GMT timestamp instead of user's timezone 12am time, add a migration to fix existing timestamps for tracker date-only fields to use 12am GMT, fix conversion to gmdate in the search index. More details: [https://gitlab.com/tikiwiki/tiki/-/merge\\_requests/1073](https://gitlab.com/tikiwiki/tiki/-/merge_requests/1073)

## Details from former Tiki versions

The former preference "Admin home > Calendar > Jscalendar" seems to have no effect on the tracker field "Date and Time (Date Picker)". In some previous Tiki versions, the [Js Calendar](#) setting added a visual selector of dates based on javascript (earlier than the JQuery date picker widget).

Date Only is currently only available in tikiwiki 1.9, the other two are available in tikiwiki >= 1.9  
The options on Date & Time and Jscalendar types are only available in tikiwiki >= 1.10

Here is an example of the plugin tracker on a tracker using different configuration of these fields



In this example you see the popup of the jscalendar field that has been opened. Note that this image does not depict the Date Only field.

### Jscalendar Tracker Field

The option is :

Parameters	Value	Description
------------	-------	-------------

date\_time dt or d dt for date and time(default), d for date

If the date\_time is date, the user will be asked to enter only a date not a time. If the date can be blank, the user can not fill the field.

Alias names for this page

---

- [Date / Jscalendar Tracker Field](#)
- [Date and time Tracker Field](#)
- [Date Tracker Field](#)
- [Date Picker](#)