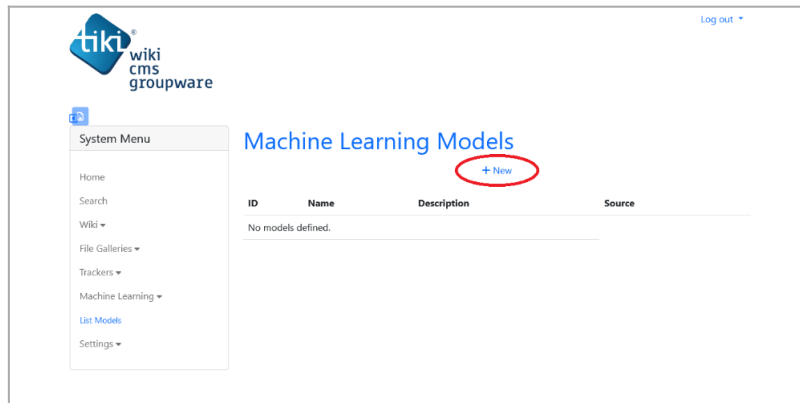


This page [needs review](#)

Machine Learning models are created to be configured and trained for performing specific tasks like making prediction or generating probability estimates.

# Creating Machine Learning Models

After you prepare a dataset, you are ready to create a Machine Learning model. Start this by going to **List Models** page and click on the **New** button. This will take you to the model creation page.



Click on New to create a model

Model creation page

Enter a name for the model, for example, Divorce Predictor; and also a description. Then specify the source tracker.

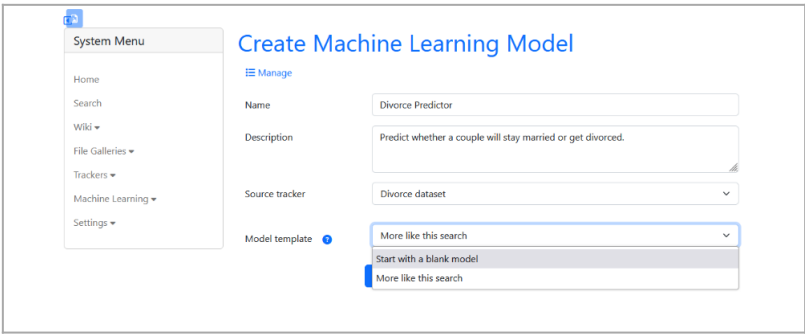
Select a tracker to be used as data source for model

This will be a tracker you have already prepared to use as the dataset for training the model. See [Preparing Machine Learning Dataset](#) for information how to prepare a dataset tracker. Keep in mind that the selected source tracker can not be changed after the model has been created.

## Using Model Template

Every model you create require further configuration that involves setting your preferred learner and transformers depending on the task the model is to perform. To make this process easier, Tiki includes some predefined configurations called model

templates. To use a template, choose the one that matches your criteria from the Model template dropdown or select **Start with a blank model** to create the model without a template.

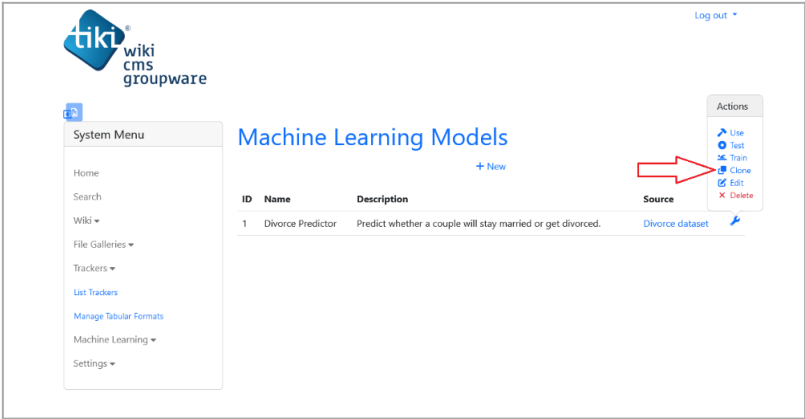


Select a model template or start with blank

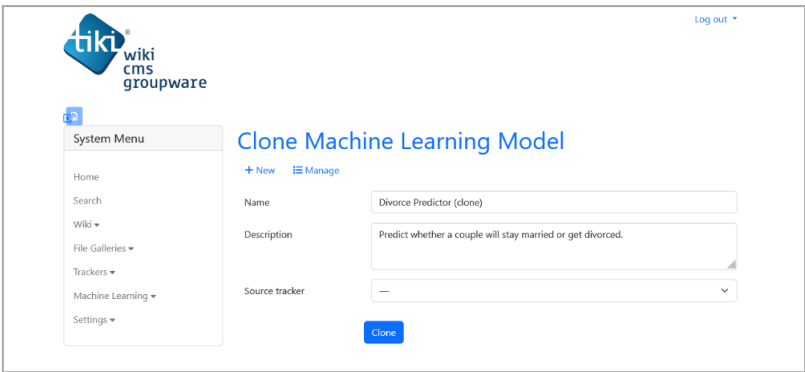
Tiki will create the model after you click on the **Create** button and will display the model configuration page. You can then go on to configuring the model as described in [Configuring Machine Learning Models](#)

## Cloning an existing model

You can also create a new model from existing model through cloning. This approach is useful if you want to have a new model that is similar in configuration to an existing one. To clone a model, go to the **List Models** page and click on the **Actions** button of the model you wish to clone then select **Clone**.



Click clone in action menu to open model cloning page



Model cloning page

## Related links

- [Machine Learning](#)
- [Preparing Machine Learning Dataset](#)
- [Configuring Machine Learning Models](#)
- [Training Machine Learning Models](#)
- [Using Machine Learning Models](#)