

# Administration Home / Control Panels

Note: The section **Admin(istration) home** is called **Control Panels** since [Tiki 14](#).

**Please note:** Since Tiki 23.x this page has different look and serves for a slightly different purpose as a Dashboard page if the Unified Admin Backend preference is enabled.

## Overview

The main administration page for configuring your Tiki and accessing each feature

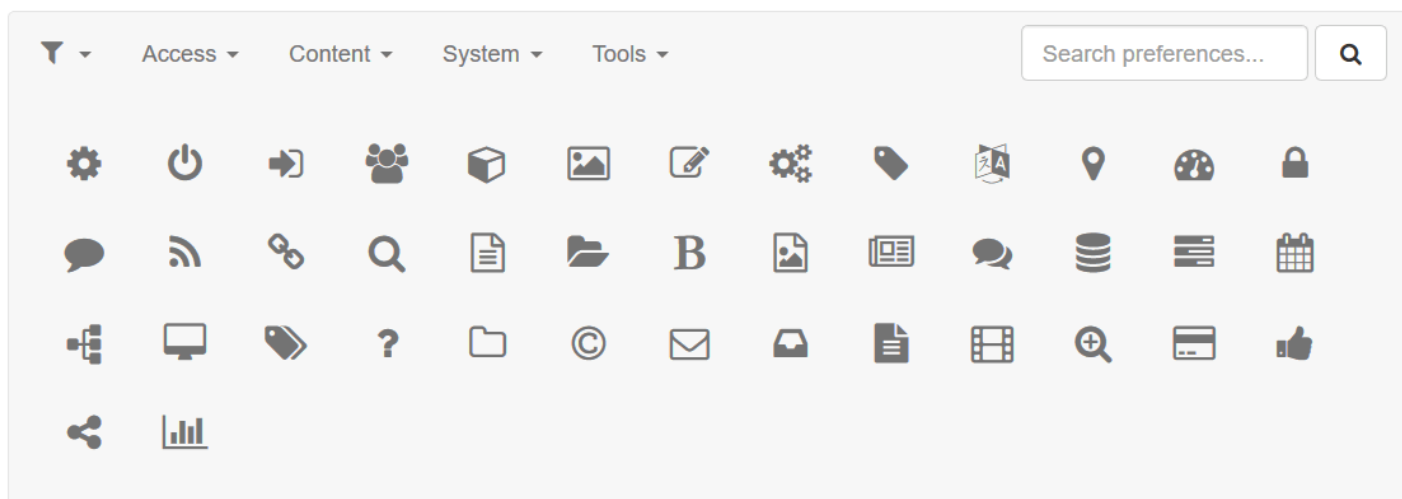
## To Access

From the default Tiki menu, select **Admin > Admin Home**.

Since [Tiki 14](#): **Settings > Control Panels ( tiki-admin.php )**

1. Use the **Preference Filters** to show only features of a specific level or type:
  - Basic
  - Advanced
  - Experimental
  - Unavailable

**Basic** features are probably needed for most Tiki sites. **Advanced** features may be for more specific use cases or require more expertise. **Experimental** features include recently introduced features that may not be complete or bug-free, and also features that may be redundant or retired soon. **Unavailable** features are those that aren't functional due to the server configuration, etc. of the particular Tiki installation.



Use the **Configuration Search** to quickly find any of Tiki's more than 1,000 configuration options.

The most common features can be accessed by clicking the appropriate icon. Inactive features are ghosted, or grayed out. Go to the Features page ([tiki-admin.php?page=features](#)) to activate them.

## Notes:

1. Use the **Preference Filters** to filter (that is, show) only preferences of a specific type:
  - Basic
  - Advanced
  - Experimental
  - Unavailable
2. Use the **Configuration Search** to quickly find any of Tiki's more than 1,000 configuration options.
3. Some features cannot be accessed by a specific icon/button. Instead, use the **Crosslinks** area at the bottom of the page.















































The most common features can be accessed by clicking the appropriate icon. Inactive features are "grayed" out (such as the Freetags button, in the following image).

## Administration

Preference Filters

Basic  Advanced  Expert  Experimental  Unavailable [Set as my default](#)

Configuration search:  [Search](#)

 General	 Features	 Log in	 Community	 Profiles	 Look & Feel
 Editing and Plugins	 Module	 Meta Tags	 i18n	 Maps	 Performance
 Security	 Comments	 Feeds	 Connect	 Rating	 Wiki
 File Galleries	 Blogs	 Image Galleries	 Articles	 Forums	 Trackers
 Polls	 Calendar	 Categories	 Score	 Freetags	 Search
 FAQs	 Directory	 Google Maps	 Copyright	 Messages	 User Tiles
 Webmail	 Wysiwyg	 Site Ads and Banners	 InterTiki	 Semantic links	 Webservices
 Search engine friendly url	 Video streaming integration	 Payment	 Social networks	 Share	

Administration Home

### Notes:

- Use the **Preference Filters** to filter (that is, show) only preferences of a specific type:
  - Basic
  - Advanced
  - Experimental
  - Unavailable
- Use the **Configuration Search** to quickly find any of Tiki's more than 1,000 configuration options.
- Some features cannot be accessed by a specific icon/button. Instead, use the **Crosslinks** area at the bottom of the page.















































The most common features can be accessed by clicking the appropriate icon. Inactive features are "grayed" out (such as the Freetags button, in the following image).

## Administration

Preference Filters

Basic  Advanced  Expert  Experimental  Unavailable [Set as my default](#)

Configuration search:  [Search](#)

 General	 Features	 Log in	 Community	 Profiles	 Look & Feel
 Editing and Plugins	 Module	 Meta Tags	 i18n	 Maps	 Performance
 Security	 Comments	 Feeds	 Connect	 Rating	 Wiki
 File Galleries	 Blogs	 Image Galleries	 Articles	 Forums	 Trackers
 Polls	 Calendar	 Categories	 Score	 Freetags	 Search
 FAQs	 Directory	 Google Maps	 Copyright	 Messages	 User Tiles
 Webmail	 Wysiwyg	 Site Ads and Banners	 InterTiki	 Semantic links	 Webservices
 Search engine friendly url	 Video streaming integration	 Payment	 Social networks	 Share	

Administration Home
















































### Notes:



1. Use the **Configuration Search** to quickly find any of Tiki's more than 1,000 configuration options.
2. Some features cannot be accessed by a specific icon/button. Instead, use the **Crosslinks** area at the bottom of the page.

The most common features can be accessed by clicking the appropriate icon. Inactive features are "grayed" out (such as the Freetags button, in the following image).

## Administration

Configuration search:

 General	 Features	 Log in	 Community	 Profiles	 Look & Feel	 i18n
 Editing and Plugins	 Module	 Meta Tags	 Performance	 Security	 Comments	 Feeds
 Connect	 Rating	 Wiki	 File Galleries	 Blogs	 Image Galleries	 Articles
 Forums	 Trackers	 Polls	 Calendar	 Categories	 Score	 Freetags
 Search	 FAQs	 Directory	 Maps	 Google Maps	 Copyright	 Messages
 User files	 Webmail	 WYSIWYG	 Site Ads and Banners	 InterTiki	 Semantic links	 Webservices
 Search engine friendly url	 Video	 Payment	 Social networks	 Share		

 **Crosslinks to other features and settings** 

Other sections:

Administration features:  
[Users](#) [Groups](#) [Security](#) [TikiCache/System](#) [SysLogs](#) [phpinfo](#) [Mods](#) [Metrics](#) [Dashboard](#) [Advanced](#) [Rating](#) [Tiki](#) [User](#) [Credits](#) [Transitions](#)

Transversal features (which apply to more than one section):  
[Mail Notifications](#)

Navigation features:  
[Menus](#) [Modules](#)

Look & feel (themes):

Text area features (features you can use in all text areas, like wiki pages, blogs, articles, forums, etc):  
[Cookies](#) [External Pages](#) [Cache](#) [Toolbars](#) [Content](#) [Templates](#) [DSN](#) [External Wikis](#)

Stats & banners:

Administration Home















































### Notes:

1. Use the **Configuration Search** to quickly find any of Tiki's more than 1,000 configuration options.
2. Some features cannot be accessed by a specific icon/button. Instead, use the **Crosslinks** area at the bottom of the page.

The most common features can be accessed by clicking the appropriate icon. Inactive features are "grayed" out (such as the Freetags button, in the following image).

# Administration

Configuration search:

 General	 Features	 Log in	 Community
 Profiles	 Look & Feel	 i18n	 Editing and Plugins
 Module	 Meta Tags	 Performance	 Security
 Comments	 Feeds	 Connect	 Rating
 Wiki	 File Galleries	 Blogs	 Image Galleries
 Articles	 Forums	 Trackers	 Polls
 Calendar	 Categories	 Score	 Freetags
 Search	 FAQs	 Directory	 Maps
 Google Maps	 Copyright	 Messages	 User files
 Webmail	 Wysiwyg	 Site Ads and Banners	 InterTiki
 Semantic links	 Webservices	 Search engine friendly url	 Video
 Payment	 Social networks		

## Crosslinks to other features and settings

Other sections:

Administration features:

[Users](#) [Groups](#) [Security](#) [TikiCache/System](#) [SysLogs](#) [phpinfo](#) [Mods](#) [Metrics](#) [Dashboard](#) [Advanced Rating](#) [Tiki User Credits](#) [Transitions](#)

Transversal features (which apply to more than one section):

[Mail Notifications](#)

Navigation features:

[Menus](#) [Modules](#) [Categories](#)

Look & feel (themes):

Text area features (features you can use in all text areas, like wiki pages, blogs, articles, forums, etc):

[Cookies](#) [External Pages](#) [Cache](#) [Toolbars](#) [Content](#) [Templates](#) [DSN](#) [External Wikis](#)

Stats & banners:

This is the main page for configuring your Tiki, which is reached at **your URL/tiki-admin.php**. The most commonly used features are represented by icons on this page. If the feature is inactive, the background is grey. The screenshot below shows a TikiWiki version 3.0 panel with the [Articles](#) feature deactivated and all the rest activated.












Administration Home

Clicking on the Features icon will take you to the [Features Admin](#) page, where you can activate or deactivate any of Tiki's features, including features that are not shown on the main page. Clicking on the other icons will take you to the configuration page for that feature or utility.

**Tip:** You can use the **Quick Admin** links at the top of the page to immediately access the most common Administration pages.



Quick Admin links

-  [Admin Home](#)
-  [Look and Feel](#)
-  [Admin Users](#)
-  [Admin Groups](#)
-  [Permissions](#)
-  [Create Menus](#)
-  [Clear Caches](#)
-  [System Logs](#)
-  [Module Admin](#)

## Administration panels

You can access the following administration panels from the Admin: Home page:

- [Administer Wiki](#)
- [Articles](#)
- [Blogs Admin](#)
- [Calculations](#)
- [Calendar](#)
- [Category](#)
- [Comments](#)
- [Community](#)
- [Community](#)
- [Connect](#)
- [Copyright](#)
- [Directory](#)
- [External Feeds](#)
- [FAQ Admin](#)
- [Features Admin](#)
- [Feeds](#)
- [File Gallery](#)
- [General Admin](#)
- [i18n](#)

- [Image Gallery](#)
- [InterTiki](#)
- [Login Config](#)
- [Look and Feel](#)
- [Maps Config](#)
- [Messages](#)
- [Meta Elements](#)
- [Module](#)
- [Performance Admin Panel](#)
- [Polls](#)
- [Print Settings](#)
- [Profiles](#)
- [Score](#)
- [Search](#)
- [Search Engine Friendly URL](#)
- [Security](#)
- [Share](#)
- [Site Ads and Banners](#)
- [Social Networks](#)
- [Statistics](#)
- [Tags](#)
- [Text area](#)
- [Trackers](#)
- [User Files](#)
- [Video](#)
- [Webmail](#)
- [Webservice Registration](#)
- [WYSIWYG](#)

Alias names of this page:

[Control Panels](#) | [Control Panel](#) | [ControlPanels](#) | [ControlPanel](#)