

See also [Front-ends to Tracker data](#)

Plugin Tracker Calendar

This [wiki plugin](#) allows to manage tracker items as resources while displaying them in calendar views, or calendar event lists since [Tiki19](#).

Resource view

<< >> today

Aug. 26 – Sep. 1, 2019

resource year resource month resource week

Resources	Mo 26	Tu 27	We 28	Th 29	Fr 30	Sa 31	Su 1
hall (100 seats)			18:51 First Workshop 21:51 Testing the speaker system	15:21 Welcome Party			
main conference room (200 seats)	21:51 Lightning Talk by Mahatma Gandhi	02:00 fooo 16:51 Opening Talk	18:21 A lightning Talk by Vandana Shiva				
room 2.1 (50 seats)		21:51 Second Workshop	19:21 Third Workshop				

Agenda view

<< >> today

Aug. 26 – Sep. 1, 2019

month agenda week agenda day

	Mon 8/26	Tue 8/27	Wed 8/28	Thu 8/29	Fri 8/30	Sat 8/31	Sun 9/1
all-day							
4pm				15:21 - 17:21 Welcome Party			
5pm		16:51 - 18:51 Opening Talk					
6pm			18:21 - A lightning Talk by Vandana Shiva				
7pm			18:51 - 21:21 First Workshop 19:21 - 23:21 Third Workshop				
8pm							
9pm							
10pm	21:51 - 1 Lightning Talk by Mahatma Gandhi	21:51 - 23:51 Second Workshop	21:51 Testing the speaker system				
11pm							

List view

<< >> today

2019

list year list month list week list day

August 26, 2019	Monday
21:51 - 22:06	Lightning Talk by Mahatma Gandhi
August 27, 2019	Tuesday
02:00 - 03:00	fooo
16:51 - 18:51	Opening Talk
21:51 - 23:51	Second Workshop
August 28, 2019	Wednesday
18:21 - 18:36	A lightning Talk by Vandana Shiva
18:51 - 21:21	First Workshop
19:21 - 23:21	Third Workshop
21:51	Testing the speaker system
August 29, 2019	Thursday
15:21 - 17:21	Welcome Party

Click to expand

Requirements

1. TrackerCalendar wiki-plugin requires "Format to use for tracker field keys" on Admin > Search panel to be set to "Permanent Name", otherwise it will not show the tracker items in the calendar.
2. Beware to set the threshold for the tracker item listing to a value that suits your needs (higher than the number of items that you want to display in the TrackerCalendar). You can increase that threshold (it's 25 items by default) at **Control Panels > Look and Feel > Pagination > Maximum number of records in listings**. See [#Listing_threshold](#)

History

This [wiki plugin](#) was added in [Tiki10](#) to allow managing tracker items as resources in a calendar view: i.e. using "Resource View" to render the content of a tracker. There is [a profile called "Tracker_as_Calendar_12"](#) (included in the [Profiles Wizard](#) since [Tiki12](#)) to let users learn by playing with a working instance of it properly set up with demo data. In [Tiki29](#), the underlying library (and related profile) were updated to the [original which has been modernized](#) and now offers Resource View

In Tiki there is:

Fullcalendar-resoruceviews, version 1.6.1.6 (12/3/13). Latest [released](#) version of Jarno Kurlin's FullCalendar fork is v1.6.4.1 (2014-01-12).

v1.5.3 of (original) FullCalendar by Adam Shaw

Parameters

Create and display a calendar using tracker data
*Introduced in Tiki 10. Required parameters are in **bold**.*
[Go to the source code](#)
Preferences required: wikiplugin_trackercalendar

Parameters	Accepted Values	Description	Default	Since
(body of plugin)		Add list plugin style {filter} and {format} blocks		
begin	word	Permanent name of the field to use for event beginning		10.0
end	word	Permanent name of the field to use for event ending		10.0
coloring	word	Permanent name of the field to use to segment the information into color schemes.		10.0
colormap	text	Colormap to be used when segmenting the information using the coloring field. Each map is composed of value and color separated with a comma, use pipes to separate multiple colormaps: 1,#6cf 2,#ffc		18.0
resource	word	Permanent name of the field to use as the resource indicator		10.0
maxHourOfDay	text	Last time slot that will be displayed for each day, e.g. 24:00:00	24:00:00	19.1
minHourOfDay	text	First time slot that will be displayed for each day, e.g. 07:00:00	07:00:00	19.1
dDay	int	Choose the default day (dd) to use for the display	0	12.1
dMonth	int	Choose the default month (mm, as numeric value) to use for the display. Numeric values here are 1-based, meaning January=1, February=2, etc	0	12.1

dYear	int	Choose the default year (yyyy) to use for the display	0	12.1
fDayofWeek	int	Choose the day that each week begins with, for the tracker calendar display. The value must be a number that represents the day of the week: Sunday=0, Monday=1, Tuesday=2, etc. Default: 0 (Sunday)	0	12.1
weekends	(blank) y n	Display Saturdays and Sundays (shown by default)	y	
slotDuration	text	Frequency for displaying time slots, e.g. 00:30:00 (defaults to the calendar_timespan preference)	00:30:00	19.1
maxEvents	int	Adjust the maximum number of events to display in calendar views	200	22
aday	(blank) y n	Display the option to change the view to agenda by days	y	12.1
amonth	(blank) y n	Display the option to change the view to agenda by months	y	12.1
aweek	(blank) y n	Display the option to change the view to agenda by weeks	y	12.1
dView	(blank) month agendaWeek agendaDay list listMonth listWeek listDay timelineYear timelineMonth timelineWeek timelineDay	Choose the default view for the Tracker Calendar	month	12.1
external	(blank) y n	Follow external link when event item is clicked. Useful for supporting links to pretty tracker supported pages.	n	12.4
lday	(blank) y n	Display the option to change the view to list by days	n	20.1
lmonth	(blank) y n	Display the option to change the view to list by months	n	20.1
lweek	(blank) y n	Display the option to change the view to list by weeks	n	20.1
lyear	(blank) y n	Display the option to change the view to list by years	n	20.1

eventOverlap	(blank) y n	Allow resources to overlap in time.	y	20.1
rday	(blank) y n	Display the option to change the view to resources by days	y	12.1
rmonth	(blank) y n	Display the option to change the view to resources by months	y	12.1
rweek	(blank) y n	Display the option to change the view to resources by weeks	y	12.1
ryear	(blank) y n	Display the option to change the view to resources by years	n	20.1
trackerId	int	Tracker to search from	0	10.0
url	url	Complete URL, internal or external.		12.4
addAllFields	(blank) y n	If Yes (y) all fields in the tracker will be added to the URL, not just the itemId	y	12.4
trkitemid	(blank) y n	If Yes (y) the item id will be passed as itemId, which can be used by Tracker plugins. Will be passed as itemid if No (n)	n	12.4
useSessionStorage	(blank) y n	If Yes (y) copy all the field values into window.sessionStorage so it can be accessed via JavaScript.	y	12.4

Parameters: Extended

When clicking a calendar item the default action is to open an edit window to change the data values. Setting the "Extended" parameter to "yes" indicates that the standard data entry window should be bypassed and navigation should move to the page specified in the "url" parameter. The URL parameter becomes visible when Extended is set to "yes."

Passing Values

Several values are passed to the page indicated by the "url" parameter. These values are passed both as [Wiki Argument Variables](#) for use in the Wiki page and JQuery "[sessionstorage](#)" values for easy retrieval via Javascript embedded in the Wiki page. In addition to the values listed in the below table, tracker values for the ItemIds listed in the "List Detail Popup" field will also be passed with the "Item Name" acting as the variable name for the passed value. All spaces in item names are replaced with underscores when used as variable names.

Variable	Description
trackerid	The id number of the tracker that was used to create the calendar
itemid	The id of the data item that was selected to trigger invocation of the called page

Variable	Description
title	The value used as the title for the scheduled item selected on the calendar
start	The start time of the item selected on the calendar
end	The end time of the item selected on the calendar

Parameter: Tracker item id

It is the default action of the trackercalendar plugin to pass "itemId" in mixed case (camel case) that is meaningful to tracker plugins on the page being opened. Setting this value to "no" gives more control of the tracker plugins to the developer by passing itemid in all lower case which is not meaningful to tracker plugins.

An example for when this would be handy is if the tracker on the page being opened is not the same as the one used to generate the calendar. If the intent were to search a related track by the title of the selected calendar item then "Tracker item id" would need to be "no" to prevent the tracker plugin from trying to automatically present the passed ItemId rather than the result of the title search. If the tracker plugin of the page being opened is the same tracker as was used to create the calendar, the page is just intended to present a greater amount of info from the tracker, setting "Tracker item id" to yes would automatically bring up the correct reference.

Colormap

Since [Tiki18](#), if you want to ensure a consistent color map, you can pin priorities to values using the parameter colormap, with value and color separated with a comma and using pipes to separate multiple colors.

```
{trackercalendar trackerId="3" begin="trac_as_cal_start_date" end="trac_as_cal_end_date" resource="trac_as_cal_summary"
coloring="trac_as_cal_priority" colormap="1,#6cf|2,#6fc|3,#c6f|4,#cf6|5,#f6c|6,#fc6"}
```

This way you can pin values of priorities to given colors. If the value is not in the colormap, then it falls back to the next color from the default list.

Example 1

This feature can be tested easily when you apply the corresponding profile that is a simple showcase for it:

- http://profiles.tiki.org/Tracker_as_Calendar_10
- http://profiles.tiki.org/Tracker_as_Calendar_11
- http://profiles.tiki.org/Tracker_as_Calendar_12

You can edit a wiki page, and look for the Plugin TrackerCalendar through the help icon, and enter the permanent names of the fields that you want to use for the display. In this example, they come from the installation of Profile "Tracker as Calendar" (http://profiles.tiki.org/Tracker_as_Calendar_10). It would look like this:

Tracker Calendar

Uses full calendar to render the content of a tracker.

Tracker ID
3
Tracker to search from

Begin date field
trac_as_cal_start_date
Permanent name of the field to use for event beginning

End date field
trac_as_cal_end_date
Permanent name of the field to use for event ending

Resource descriptor field
trac_as_cal_summary
Permanent name of the field to use as the resource indicator

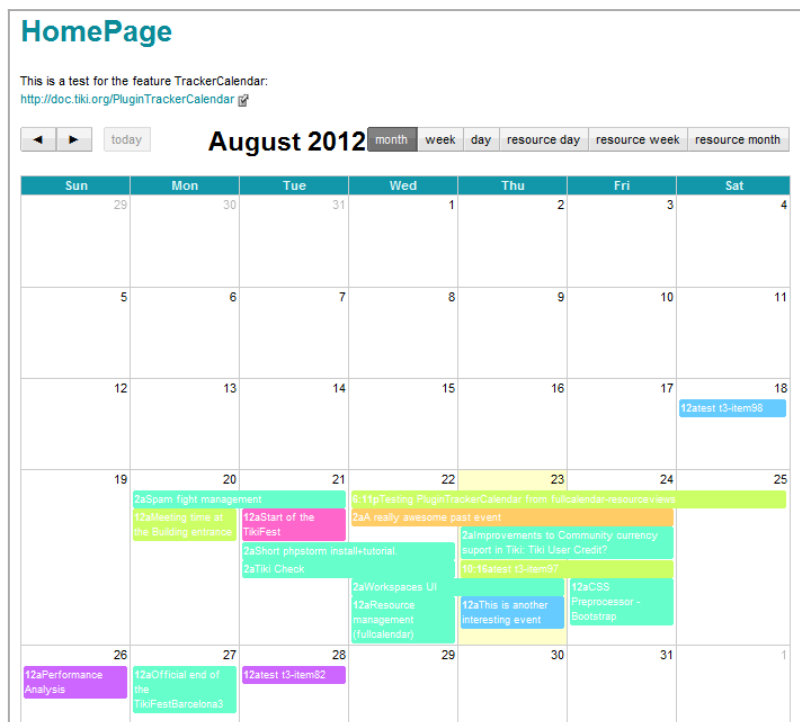
Coloring discriminator field
trac_as_cal_priority
Permanent name of the field to use to segment the information into color schemes.

Close
Insert

Click to expand

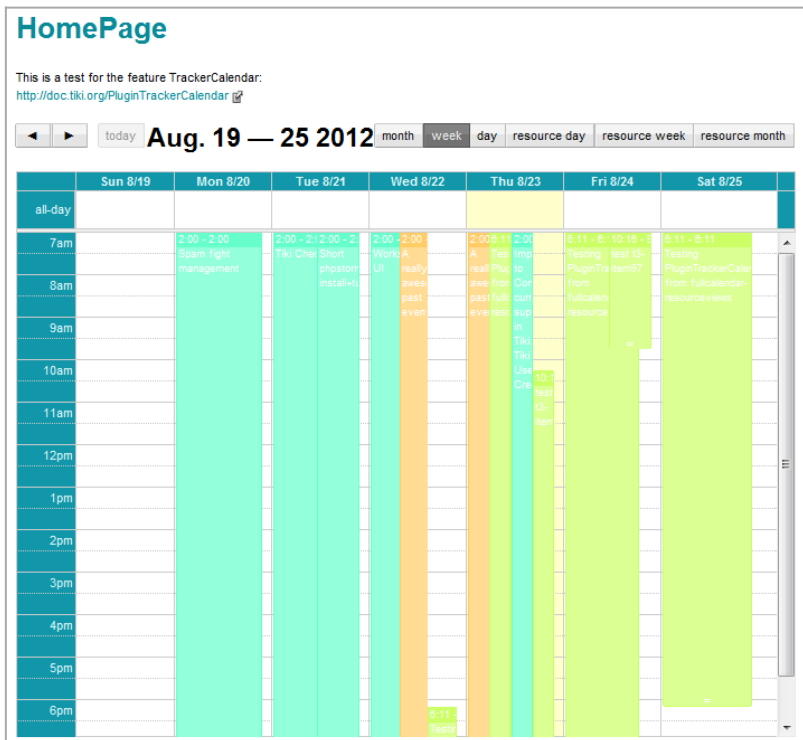
This is a test for the feature TrackerCalendar: `http://doc.tiki.org/PluginTrackerCalendar {trackercalendar trackerId="3" begin="trac_as_cal_start_date" end="trac_as_cal_end_date" resource="trac_as_cal_summary" coloring="trac_as_cal_priority"}`

Once you populate the tracker with some more data for the appropriate dates for your case, then they would display in a way similar to the following. Once selected **Month view**, they will display like:



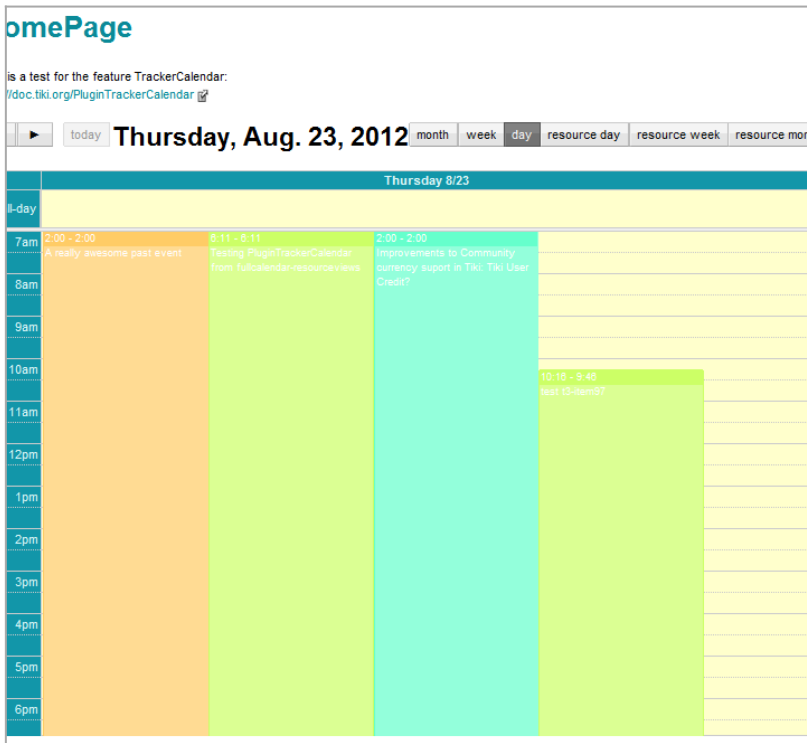
Click to expand

Week view



Click to expand

Day view



Click to expand

Resource Day view

Task	Start Time	End Time
A really awesome past event	7:00	8:30
CSS Preprocessor - Bootstrap	8:30	10:00
Improvements to Community currency support in Tiki: Tiki User Credit?	10:00	11:30
Meeting time at the Building entrance	11:30	12:30
Official end of the TikiFestBarcelona3	12:30	13:00
Performance Analysis	13:00	14:00
Resource management (fulcalendar)	14:00	15:00
Short phptorm install-tutorial	15:00	16:00
Spam fight management	16:00	17:00
Start of the TikiFest	17:00	18:00
test t3-item82	18:00	18:30
test t3-item97	18:30	19:00
test t3-item98	19:00	19:30

Resource Week view

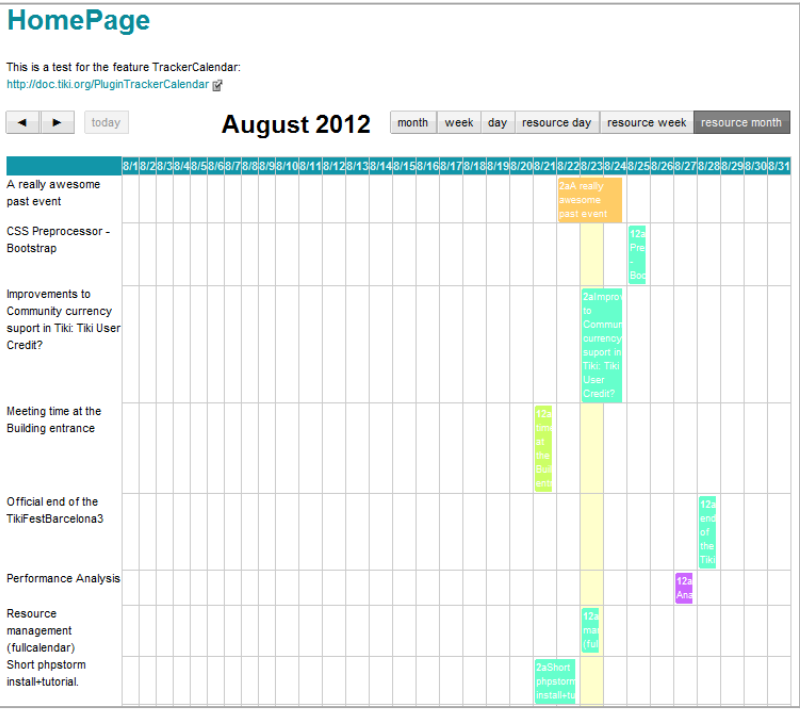
HomePage

This is a test for the feature TrackerCalendar:
<http://doc.tiki.org/PluginTrackerCalendar>

today **Aug. 19 — 25 2012**

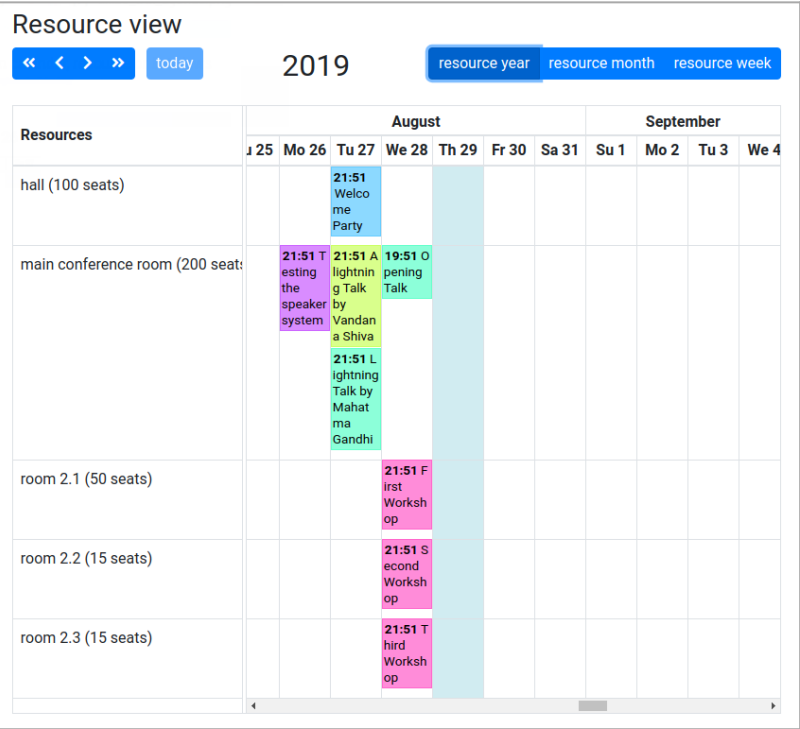
	Sun 8/19	Mon 8/20	Tue 8/21	Wed 8/22	Thu 8/23	Fri 8/24	Sat 8/25
A really awesome past event					2aA really awesome past event		
CSS Preprocessor - Bootstrap							
Improvements to Community currency suport in Tiki: Tiki User Credit?						2aImprovements to Community currency suport in Tiki: Tiki User Credit?	
Meeting time at the Building entrance				12aMeeting time at the Building entrance			
Official end of the TikiFestBarcelona3							
Performance Analysis							
Resource management (fullcalendar)							12aResource management (fullcalendar)
Short ghpstorm install-tutorial.					2aShort ghpstorm install-tutorial.		
Spam fight management				2aSpam fight management			
Start of the TikiFest						12aStart of the TikiFest	
test t3-item82							
test t3-item97							10-16atest t3-item97
test t3-item98			12atest				

Resource Month view



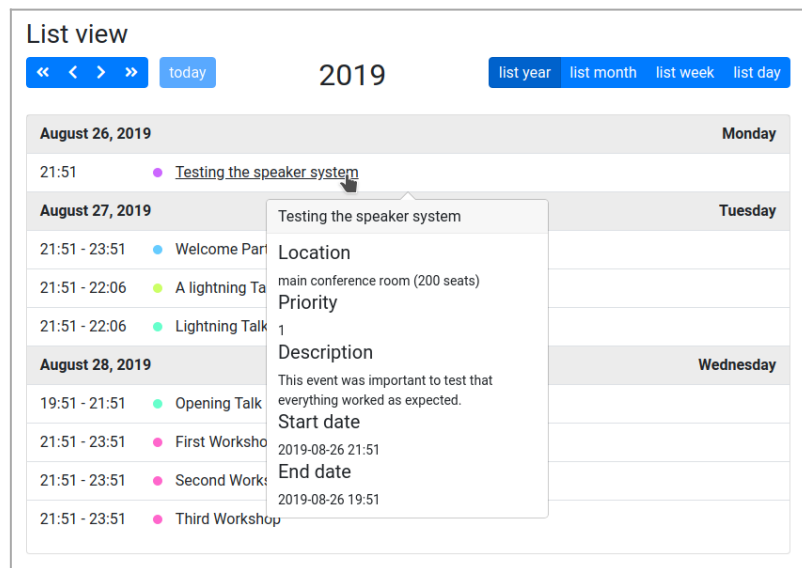
Click to expand

Resource Year view



Click to expand

List views



Click to expand

Example 2

```
{TRACKERCALENDAR(trackerId="1" begin="begin" end="end" resource="resource" coloring="project")} {filter content=test me} {filter content="{ {user}}" field=tracker_field_author} {TRACKERCALENDAR}
```

This previous example will list all items from all trackers in the same tiki site (beyond just tracker 1 defined in the params) that have the same fields with permanent names as "begin" and "end", and with field `author` matching the user viewing the page.

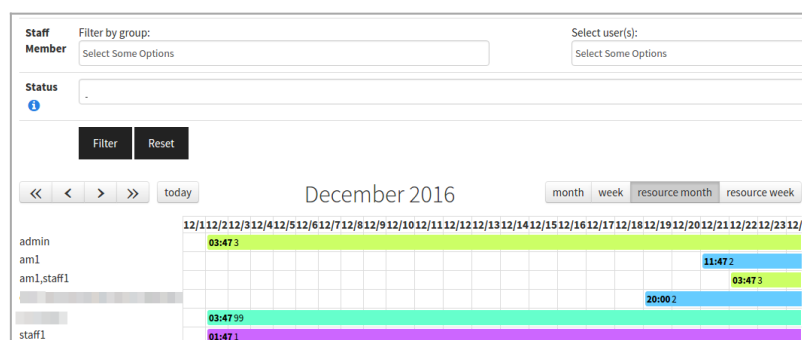
Please note:

- The permanent name for the user field in this example above is `author` (not `tracker_field_author`), but for the content filter to work you have to prepend the field permanent name with `tracker_field_`, thus resulting in this case in `field=tracker_field_author`.

Example 3

```
{TRACKERCALENDAR(trackerId="1" begin="begin" end="end" resource="resource" coloring="project" aweek="y" aday="n" rweek="y" rmonth="y" rday="n" fDayOfWeek="1" dView="resourceMonth")} {filter field="tracker_field_author" editable="content"} {filter field="tracker_field_status" editable="content"} {TRACKERCALENDAR}
```

Since [Tiki 16.3](#): This previous example looks initially very similar to the Example 2, but some more default parameters are set to choose which options are shown in the calendar navigation top bar, as well as exposing to filter fields on top of the calendar, which will allow the user to select values and filter in real time based.



Click to expand

Please note that you can use the parameters `editable="content"` or `editable="exact"` depending on whether you want to allow partial matches with many words, or looking for an match of a full sentence, for instance.

Listing threshold

Beware to set the threshold for the tracker item listing to a value that suits your needs (higher than the number of items that you want to display in the TrackerCalendar). You can increase that threshold (it's 25 items by default) at **Control Panels > Look and Feel > Pagination > Maximum number of records in listings**:

Look & Feel ⓘ

Theme selection, layout settings and UI effect controls

Theme

General Layout

Pagination

UI Effects

Customization

Miscellaneous

No Tabs

Maximum users in drop-down lists

50

users

Maximum number of records in listings

100

records

Click to expand

Related

- Profiles:
 - [Tracker_as_calendar_19](#)
 - [Tracker_as_calendar_12](#)
- [PluginTracker](#)
- [Trackers](#)
- EventCalendar (original)
<https://github.com/vkurko/calendar>