

# Tiki6

To check all the commits in this branch, see: <http://sourceforge.net/p/tikiwiki/code/HEAD/tree/branches/6.x/changelog.txt>

Tiki 6.0 was released on November 9th, 2010, and the 6.x series is the new Long Term Support (LTS) version (replacing 3.x) of Tiki. Tiki 6.x is supported until May 2014 (when Tiki 13 is released) .See [Roadmap](#) and [Version Lifecycle](#).

## Note:

If you are planning to [Upgrade](#) from a Tiki version earlier than Tiki5.1, or you have never fixed the potential encoding issue in your database, please follow these 3 steps once:

[http://doc.tiki.org/Upgrade#Fix\\_the\\_encoding\\_issue](http://doc.tiki.org/Upgrade#Fix_the_encoding_issue)

## 1. List ofÂ changes:

*(alphabetically sorted)*

# 1.1. Antibot protection

See [#CAPTCHA\\_and\\_reCAPTCHA](#)

## 1.2. ArticlesÂ improvements

# 1.2.1. Clipping in Newsletters

This is a new feature for clipping of article titles or headings to a newsletter automatically, to be emailed out. See [Newsletter Article Clipping](#).

# 1.2.2. Optionally, trailer between header and body

article: option to put the actions trailer between header and body, to improve visibility.

# 1.3. Batch

This feature allows you to do some actions in batch (i.e., all together at once), when specified by a [cron](#) job. You still need to set up a [cron](#) job or other tools to activate the feature.

One example of usage is to specify automatic item status change for a tracker after certain time of inactivity in that tracker item. The period is set by the tracker admin.

You can also specify if you wish to send a notification to the item creator. The subject of the message is a string. The body of the message is a smarty resource (either a wiki page or a template).

Example:

Status changes list	From	To	Delay	After	Notification	Action
	o	p	1 day	creation	mail: creator before: 23 hours subject: You need to do..... body: wiki:changeStatus	✖

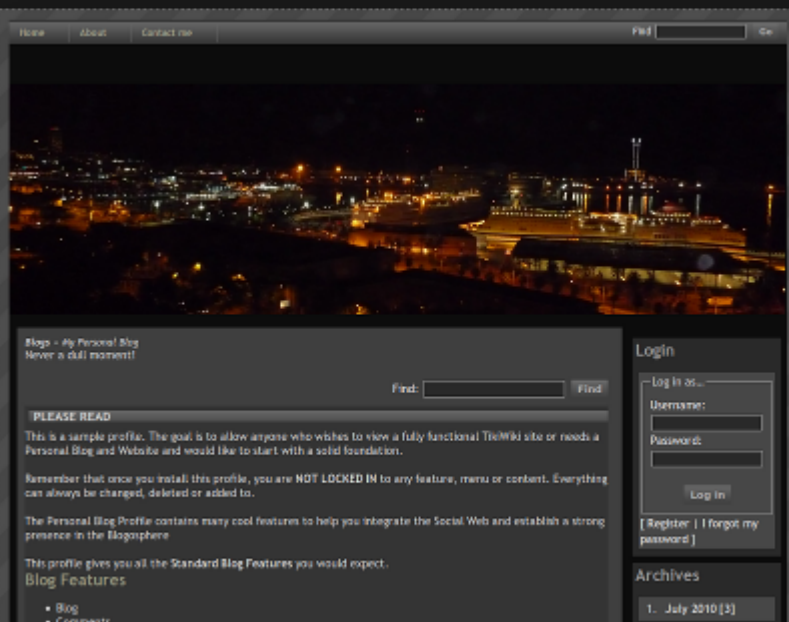
Status changes	From		To	
		Week	After creation	
Notification				
Notify creator the change				
Week before change				
Mail subject text				
Mail body ressource				
wiki:pageName for a wiki page or tplName.tpl for a template				

For more information, see [Batch](#).

# 1.4. BlogÂ Revamp

The Blog is being revamped for [Tiki6](#). Some of the improvements include:

- new way of displaying the Tiki blog, to allow a similar display as in other Blog softwares. For instance, see <http://zukakakina.com/blog1> and choose theme style "TwentyTen" if not shown by default.
- new [Module months\\_links](#), which act as "Blog Archive".
- related posts are shown at the bottom of each post
- blog posts can be categorized within the common tiki category system
- many more enhancements. For more information, see [Blog Revamp](#)



## 1.5. CAPTCHA and reCAPTCHA

New CAPTCHAs using [Zend\\_Captcha](#). Three different CAPTCHAs available:

1. **Default (Zend) Captcha:** the default is a image CAPTCHA that uses `Zend_Captcha_Image`
  - And some parameters are allowed to have an easier code to read and to be able to specify image size to fit in a column
2. **Simpler Captcha:** if the server does not have the minimum requirements to generate the image (GD, imagepng and imageftbbox) a very simple CAPTCHA will be used instead (`Zend_Captcha_Dumb`). The user has to type a random string in the reverse order.
3. **reCAPTCHA.** It is necessary to register at their website, enable the feature at Admin -> Security and provide a valid pair of public and private key.

Note: Tiki <= 5.x have two different settings to control the use of a CAPTCHA. "Use CAPTCHA to prevent automatic/robot registrations" (`rnd_num_reg`) just for the registration form and "Anonymous editors must enter anti-bot code (CAPTCHA)" (`feature_antibot`) for all the other forms. In Tiki 6.0 `rnd_num_reg` has been deleted and `feature_antibot` (located under Admin -> Security -> Spam protection) control the use of a CAPTCHA for all the forms now. If you are upgrading from a Tiki <= 5.x and you have `rnd_num_reg` on but `feature_antibot` off (which is very unlikely since `feature_antibot` is on by default), Tiki will not use a CAPTCHA for the registration form until you manually enable `feature_antibot`.



# 1.6. Category and Group Transition editor

Accessible from `tiki-admin_transitions.php`.

# 1.7. Comments

Major changes listed below plus minor interface changes will improve the user experience when posting or viewing comments.

# 1.7.1. CommentsÂ inline

In view mode, you can select a snippet of text and click "comment".

- [Inline comments](#)

# 1.7.2. Comments admin panel

New admin panel to centralize all comments related features ([tiki-admin.php?page=comments](http://tiki-admin.php?page=comments))

# 1.7.3. New fields when posting a comment asÂ anonymous

When you add a comment as anonymous, you can now provide your URL and e-mail (both fields can be turned on and off on the comments admin panel)

# 1.7.4. Vote system for comments

The vote system for comments now is optional and off by default

# 1.8. Community Currencies with CCLite

Support for Community currencies is being added to Tiki, which will extend payments through using [CCLite](#) as a server to manage and keep a central repository of transaction among communities (using Tiki or other softwares).

Payment

☒ Payment ⓘ

Choose payment system ⓘ

You can only use one payment Paypal or Cclite  
Only PayPal is working at the moment. See [PayPal.com](#)  
Cclite: Community currency accounting for local exchange trading systems (LETS). See [sourceforge.net](#)

Payment System: Cclite ⓘ  
*PayPal: see [PayPal.com](#) - Cclite: Community currency*  
Requires [Payment](#) (OK)

Currency: ECO ⓘ

Default acceptable payment delay: 30 ⓘ days

Wiki page containing the instruction to send manual payment like check:  

ⓘ

Requires [Payment](#) (OK)

Then you have to provide the details for the CCLite installation, so that Tiki and CCLite can talk to each other properly, and allow transactions from the tiki side to use balances in the currency managed in CCLite.

**Transfer 15.00 ECO to xavi for "bread" (offer# 10)**

Status: **outstanding**

Initial amount: 15.00 ECO  
Amount remaining: **15.00 ECO**  
Payment request was sent on 2010-08-04 and is due by 2010-09-03.

[Refresh page](#)

**Payment info**

Cclite payment initiated on 2010-08-04 [20:39]  
Transaction Accepted  
Ref: RFXJolhXMNveBleXITvNsWybJBw

- [Add comment about this offer](#)
- [Watch for changes or comments by others about this offer](#)

For more information see [Community Currencies](#), as well as the related plugins: [PluginTrade](#), [PluginCCLite](#).

## 1.9. Contribution: **Who wrote What** in any wiki page's version

Wiki pages now have the option to show some stats about the partial contribution statistics from each author. Additionally, when you pass the mouse over any piece of text, you will see a pop up box showing who is the author of that sentence or piece of text, which is going to be extremely useful in collaborative scenarios in Education, extending the previous similar [Contribution type](#) feature.



### Contributions to Testseite (version 6)

Process:
 ☐ Original wiki text
 ☒ Parsed Text (HTML)
 ☐ Output text only (No HTML tags)

Options:
 ☒ Show statistics
 ☒ Visualize page changes
 ☒ Show popups
 ☐ Escape HTML / Wiki syntax in page changes

Version	Version	Date	User
<input checked="" type="radio"/> 6	2010-07-20 19:58	ca	*
<input type="radio"/> 5	2010-07-19 15:32	admin	
<input type="radio"/> 4	2010-07-19 15:32	white	*
<input type="radio"/> 3	2010-07-19 15:31	white	*
<input type="radio"/> 2	2010-07-19 15:30	admin	
<input type="radio"/> 1	2010-07-19 15:30	admin	

[Show contributions](#)

### Statistics

Author	Words		Whitespaces		Characters		Printable characters	
	Used	Deleted	Used	Deleted	Used	Deleted	Used	Deleted
admin	19 (33.9%)	0 (0.0%)	15 (32.6%)	0 (0.0%)	114 (37.1%)	0 (0.0%)	83 (40.1%)	0 (0.0%)
white	16 (28.6%)	0 (0.0%)	13 (28.3%)	0 (0.0%)	101 (32.9%)	0 (0.0%)	70 (33.8%)	0 (0.0%)
William	6 (10.7%)	0 (0.0%)	7 (15.2%)	0 (0.0%)	22 (7.2%)	0 (0.0%)	13 (6.3%)	0 (0.0%)
Shakespeare								
ca	15 (26.8%)	0 (0.0%)	11 (23.9%)	0 (0.0%)	70 (22.8%)	0 (0.0%)	41 (19.8%)	0 (0.0%)
<b>Total</b>	<b>56 (100.0%)</b>	<b>0 (100.0%)</b>	<b>46 (100.0%)</b>	<b>0 (100.0%)</b>	<b>307 (100.0%)</b>	<b>0 (100.0%)</b>	<b>207 (100.0%)</b>	<b>0 (100.0%)</b>

### Page changes

Diese Seite wurde vom Benutzer Admin erstellt.

Dieser Absatz stammt vom Benutzer white.

Und dieses Zitat von Shakespeare: To be or not to be

wobei jeder Programmierer weiss, dass 2b\*12b =

Und dieser Absatz ist von mir, mir und mir!

->

Author: William Shakespeare

# 1.10. Datachannel onÂ trackerfilter/trackerlists

Tiki6 lets you set up a trackerfilter/trackerlist with checkboxes, in order to let the user select the ones they want, and then run a [datachannel](#) (profile) on each item.

# 1.11. Export or show a wiki page in text-onlyÂ format

Tiki can allow a user to fetch the content of a wiki page by means of clicking on a custom button created with simple wiki syntax. This is useful to allow users to download contents from [pretty trackers](#) as parameter files for some programming languages, such as [R language](#).

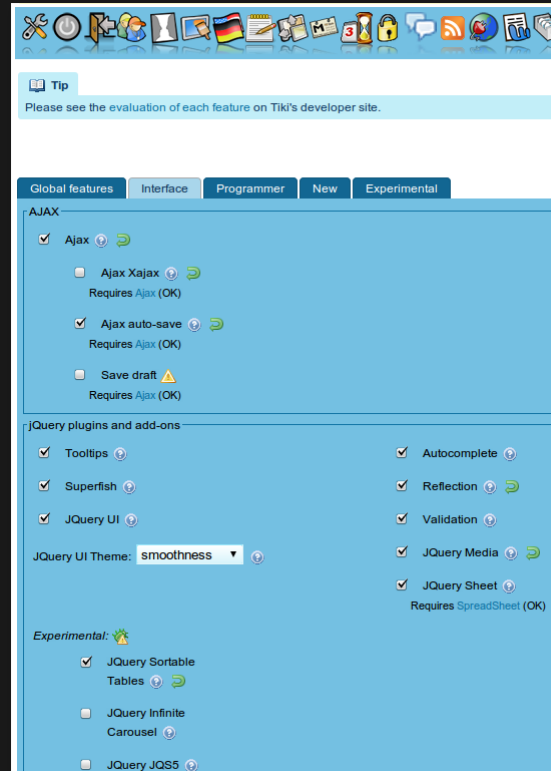
See [Wiki page raw](#).

# 1.12. Facebook and Tiki

See below: "Social networks and Tiki interaction"

# 1.13. Features Admin panel: "Interface" section added

A new section "interface" has been added to the "Admin > Features" panel to display all features related with the Tiki interface.



# 1.14. File Galleries: allow custom per gallery wiki markup inserted on click

File galleries are allowed to have custom wiki markup defined, so that that wiki syntax is inserted onclick for each gallery.

It inherits parent gallery's syntax if not set for a specific subgallery and defaults to `{img src="dl%fileId%" thumb="y" rel="box[g]}"}` to continue current behaviour.

Maximum width for images in gallery:	<input type="text" value="0"/> px	<i>If an image is wider than this, it will be resized. Attention: In this case, the original image will be lost. (0=unlimited)</i>
Maximum height for images in gallery:	<input type="text" value="0"/> px	<i>If an image is higher than this, it will be resized. Attention: In this case, the original image will be lost. (0=unlimited)</i>
Wiki markup to enter when image selected from "file gallery manager":	<div><code>{img src="dl%fileId%" thumb="y" rel="box[g]" imalign="center" class="reflect"}</code></div> <p><i>The default is "{img fileId="%fileId%" thumb="y" rel="box[g]}"}) Field names will be replaced when enclosed in % chars. e.g. %fileId%, %src%, %title%, %description%</i></p>	
Categorize	<a href="#">Select Categories</a>	

[Save](#)

Click to enlarge

# 1.15. Geo-locate by category

There is a new ability to geocode items via categorization, e.g. if placed in country category "Spain" will geocode the location for Spain for the object...

# 1.16. Google maps usingÂ AJAX

This is a bunch of improvements to the [Google Maps](#) feature. The main focus of this is the use of the Google Maps wiki plugin in various features to easily geocode wiki pages, articles, tracker items. This feature also makes use of [Object Attributes and Relations](#)

# 1.17. Intertiki: registration from a slave

Allow users to register via Intertiki on a slave. See [Intertiki](#)



# 1.18. Internationalization (i18n)

See the section about "Languages ..."

# 1.19. JQuery: new plugins

New jquery plugins added: Broshe and Media. See [jQuery#jQuery\\_Plugins\\_added\\_in\\_Tiki\\_6.0](#) for more details.

# 1.20. Kultura

See [Video](#)

# 1.21. Languages

# 1.21.1. Customized string translationÂ (lang/xx/custom.php)

The interface to add custom translation of strings from the tiki interface has been converted into a simple form to easily add the english string and the custom translation.

You need to have a file custom.php writable by the web server in place (**lang/xx/custom.php**, where xx stands for the language code of your choice)

# 1.21.2. language.js added to languageÂ folders

The file language.js has been added since Tiki 6.1 to the folders where it was missing (at ./lang/xx/language.js ) so that it's easier for translators to have the text shown by javascript functions translated

# 1.21.3. Merge custom translation from db to language.php

When you are using the feature "**Use database for translation**" (Admin > i18n), you have the option to import a language translation into the database, and edit it through the interactive translation. Once you are happy with your changes, you can go to "**tiki-edit\_languages.php**" and select the best option for you between:

1. "Download database translations": you will download a file with all the translations in the database.
2. "Write to language.php": the translations in the database will be merged with the other translations in language.php. Note that after writing translations to language.php they are removed from the database.



[Export languages](#)

Select the language to Export: Catalan (Català, ca)▼

**Note:**

If you click "Download database translations", you will download a file with all the translations in the database. If you click "Write to language.php", the translations in the database will be merged with the other translations in language.php. Note that after writing translations to language.php they are removed from the database.

[Download database translations](#) [Write to language.php](#)

# 1.22. Mass search and replace tool for wikiÂ admins

See the section "[Search and replace](#)" below.



# 1.23. Modules: New and enhanced

# 1.23.1. Months\_links (for BlogÂ Archives)

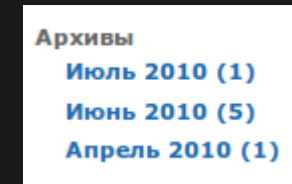
You can see the blog archives using the module **months\_links**, which will also allow you to click on a link for every year (or any time period specified by the user), so that the user sees the posts of that time frame.



Module shown  
when **English**  
is selected as  
language



























Module shown  
when **French**  
is selected as  
language



Module shown  
when **Russian**  
is selected as  
language

Note that the number of blog posts per year can vary depending on the language

In order to have this module configured, you have to add some parameters as in the screenshot below:

Right Modules						
Name	Order Cache Rows			Parameters	Groups	Action
last_blog_posts	2	0	10	title=Latest+Comments&nonums=y	Anonymous	     
months_links	31	0	10	feature=blogs&id=1&lang=en&title=Archives	Anonymous	     
months_links	32	0	10	feature=blogs&id=2&lang=fr&title=Archives	Anonymous	     
months_links	33	0	10	feature=blogs&id=3&lang=ru&title=Архивы	Anonymous	     

So this way, each language can have a module specific for that language, showing the posts of that blog (one blog per language), for a given time frame, specified in the parameters of the module definition. For more information, see [Blog Config](#)

## 1.23.2. QuickEdit

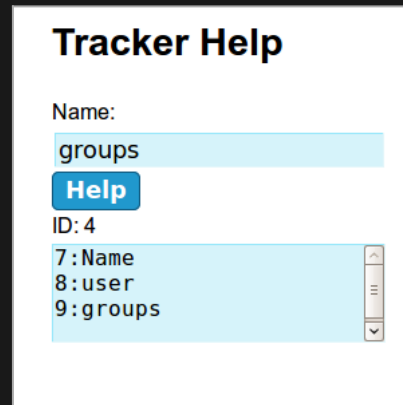
Amongst other minor improvements, it is now possible to add a custom tip or content above the edit page that appears from the use of this box. This is useful for showing custom help and instructional information e.g. "how to edit a wiki page". See [Module quick\\_edit](#)

# 1.23.3. Shoutbox

It has been extended to allow posting on facebook wall. See [Shoutbox](#).

# 1.23.4. TrackerÂ help

This module allows you to display the fieldIds of a tracker. Useful when adding TRACKER plugins. See [Module trackerhelp](#)  
Example:



The image shows a 'Tracker Help' dialog box. It has a title bar 'Tracker Help'. Below the title bar, there is a label 'Name:' followed by a text input field containing the word 'groups'. Below the input field is a blue button with the text 'Help'. Below the button is a label 'ID: 4'. Below the label is a list box containing three items: '7:Name', '8:user', and '9:groups'. The list box has a vertical scrollbar on the right side.

Field ID	Field Name
7	Name
8	user
9	groups

Click to enlarge

# 1.23.5. User's messages

There is new param to allow the module not to display when there are no messages waiting.

# 1.24. Multi-domain: redirect all traffic to main domain

Domain redirects

# 1.25. Newsletters



# 1.25.1. Automatic sending of newsletters

You can automatically send newsletters with a cron/batch job based on some wiki page template with plugins (upcoming events, last posts, new items, ...). See [Newsletter User](#)

# 1.25.2. Add emails to a newsletter from a list in a wiki page

You can now add emails to a [Newsletter](#) from a list of emails in a Wiki page, so that the contents of that wiki page, whatever they are at the time, can be used to define emails to which an individual Newsletter Edition is sent. That list can be manually edited (one email per line) or it can be dynamically fetched from a tracker dataset, through the [PluginTrackerList](#) and using [Pretty Trackers](#).

More information at [Newsletter Admin](#)

# 1.25.3. Clipping of Article titles or headings to a newsletter

Tiki6 allows clipping of article titles or headings to a newsletter automatically, to be emailed out. See [Newsletter Article Clipping](#).

# 1.26. Payment for data channels

It is now possible to set a price to execute a [Data Channel](#). It will only be executed after the [payment](#) goes through.

# 1.27. Performance admin panel : APC and XCacheÂ monitor

- APC and Xcache

# 1.28. Plugins: new and enhanced

# 1.28.1. PluginArticles

Since Tiki 6.1, a new param "actions" has been added, which allows to show the articles in a wiki page without showing the buttons or links to perform actions on each article. This is useful when using this plugin in a wiki page template for Newsletters, so that the newsletter doesn't include links for actions with broken links or actions that the receiver is not able to perform anyway because missing permissions, etc.

See [PluginArticles](#)

# 1.28.2. PluginAuthor

It allows to show "who wrote what" in any wikipage. See PluginAuthor and the section in this page referring to **Contribution: "Who wrote What"...**



# 1.28.3. PluginButton

Added in Tiki 6.1. It allows showing links as buttons easily, while allowing to have [Wiki Argument Variables](#) (e.g. ) without the need of an admin to re-validate the plugin call each time (as it has to be done if you use for such task the generic PluginSmarty, each time a new itemId is passed in the url to the wiki page containing the plugin).

See [PluginButton](#)

# 1.28.4. PluginCCLite

This plugin is used together with [Payment](#) and [Community Currencies](#) with [CCLite](#). See [PluginCCLite](#)

# 1.28.5. PluginFile

Since Tiki6.1, PluginFile has been added to the default toolbar in textareas, and it allows easily selecting (after file upload, if needed) a file from a file gallery to be inserted its name as a link in the textarea of that wiki page, forum, blog, etc.

See [PluginFile](#)

# 1.28.6. PluginMediaPlayer


It has been enhanced with [jQuery#Media](#), so that more media formats are supported once you use the param "url" in the plugin helper ("src" in the code), including pdf among others. See [PluginMediaPlayer](#)

Example:

---

```
{MEDIAPLAYER(src="http://www.gnu.org/philosophy/fsfs/rms-essays.pdf", width=100%, height=600)} {MEDIAPLAYER}
```

would produce:



## 1.28.7. Plugin Subscribe Newsletter

The plugin allows a user to subscribe directly to a newsletter - without having to choose the newsletter. If the user is not subscribed to the newsletter a button will appear, if he is, nothing will appear. And since [Tiki6](#): an anonymous if he has the perm can also subscribe by giving his email.

See [PluginSubscribeNewsletter](#)

# 1.28.8. PluginTracker able to create a wiki page from a form

See [PluginTracker](#) for more information about the "outputtowiki" and "discarditem" parameters.

# 1.28.9. PluginTrackerFilter

It nowadays includes export facility: Export to a file with comma separated values (CSV) the filtered items directly from trackerfilter plugin. Set export button label to activate (can only filter \_or\_ export currently).

Moreover, Tiki6 allows multiple trackerfilter plugins to maintain their state on the same page. Add the id's of the other plugins to look after in the new other\_filters param (comma delimited)

See [PluginTrackerFilter](#)

# 1.28.10. PluginTrade

This plugin is used together with [Payment](#) and [Community Currencies](#) with [CCLite](#). See PluginTrade



# 1.28.11. PluginTransclude

This plugin is similar to [PluginInclude](#) but it includes the content of a wiki page and replaces values in the body of the included page. All additional parameters will be replaced. For example %%%title%%% will be replaced with the parameter title in the plugin. See [PluginTransclude](#)

# 1.28.12. PluginUserlink

This is new. See [PluginUserlink](#)

# 1.29. Profiles

New improvements and enhancements have been added to the profile feature, as well as some new profiles have been prepared to take out the most of your tiki site with just a few clicks.

# 1.29.1. Profiles can be applied to several items in a trackerfilter/trackerlists

Tiki6 lets you set up a trackerfilter/trackerlist with checkboxes, in order to let the user select the ones they want, and then run a [datachannel](#) (profile) on each item.

# 1.29.2. Profile^ Barter\_Market

There is new profile called [Barter\\_Market](#) which allows you to set up your tiki site as a Barter network in just a few clicks:

**Step 2: Click on a Profile to review and see description**

Profile	
Barter_Market	profiles.sikiwiki.org
Browser Title	Our barter community
Currency initials	ECO
Site Subtitle	Join us
siteTitle	Our Barter Market
Payment System	Ccille
Barter network names (comma separated)	c2c1,c2c3
Barter network currencies (comma separated)	ECO,HOUR
CCLite Server URL	http://c2c.ourproject.org
Default delay for payments (in days)	30
CCLite Merchant User	manager
CCLite Merchant Key	1010101010
CCLite enable payments (Test,Live)	Test
Hashing Algorithm (SHA1,SHA256,SHA512)	SHA1
Ccille Payment Notification	y
Currency symbol	e

[Apply Now](#)

**Step 3: Click on Apply Now to apply Profile**


The goal is to allow the customization of a new tiki site in a few clicks into a full site which supports Intranet with wiki pages, forums, calendars, newsletters, blogs, file galleries, spreadsheets, freetalk, etc. which mimics and aims to extend <http://intercanvis.net> among other sites.

See the development page for the whole project behind this profile: <http://dev.sikiwiki.org/cc>

## 1. Implementation

Once reviewed this profile, changed the settings as appropriate to meet your custom site, and applied, you'll have most of the required settings in place in your Tiki site:

**Cclite**

 **Experimental**

Cclite is for creating and managing alternative or complementary trading currencies and groups  
6

---

Cclite Registries:  ⓘ  
*Registry names in Cclite*  
Requires **Payment** (OK)

Cclite Registry Currencies:  ⓘ  
*Each registry in Cclite can have it's own currency. Must be one per registry. (case sensitive)*  
Requires **Payment** (OK)

---

Cclite Server URL:   
<https://cclite.yourdomain.org/cclite/> ⓘ  
Requires **Cclite Registries** (OK)

Cclite Merchant User:  ⓘ  
Requires **Cclite Registries** (OK)

Cclite Merchant Key:  ⓘ  
Requires **Cclite Registries** (OK)

Cclite Enable Payments:  ⓘ  
Requires **Cclite Registries** (OK)

Hashing Algorithm:  ⓘ  
Requires **Cclite Registries** (OK)

☒ Cclite Payment Notification ⓘ  
Requires **Cclite Registries** (OK)

## 1.29.3. UserÂ Handler

Several fixes (so it works now) and a couple of new features (add email option and default to change password on first login for new users).

# 1.30. Registration optionally with Pretty Trackers

To set this up, turn on the feature "Use pretty trackers for registration form", and specify a wiki page template or .tpl file template to be used as the pretty tracker template under "Registration pretty tracker template:".

For more information, see [User tracker](#) and [Pretty Trackers](#)

# 1.31. Search and Replace

A new feature to mass search and replace of content in wiki pages has been added. See [Search and replace](#)

**Mass Search and Replace**

Note  
This feature currently searches and replaces within wiki pages only

Search:

Case sensitive: ☒

Replace:

Max number of pages at a time:

Number of surrounding chars to preview:

any category

Search

BasicPipe.Llistat analisis

quot; showlinks=&quot;y&quot; url=&quot;BasicPipe+Seccio+00&amp;itemid&quot;}	quot; showlinks=&quot;y&quot; url=&quot;BasicPipe+Section+00&amp;itemid&quot;}
[ELSE] Has d'[login entrar	[ELSE] Has d'[login entrar

BasicPipe pendants

anual/en/language.function.if.php - [BP+Plantilla+Seccio+03]   [BasicPipe+Prova&amp;itemid=23]. Fixed.	anual/en/language.function.if.php - [BP+Plantilla+Section+03]   [BasicPipe+Prova&amp;itemid=23]. Fixed.
In ((BasicPipe Section 02))... -- ** --Added in Seccio 13. Seccions 10, 11 &amp; 12 have some pre-filled	In ((BasicPipe Section 02))... -- ** --Added in Section 13. Seccions 10, 11 &amp; 12 have some pre-filled

Click to enlarge



# 1.32. Share

The former feature "[Tell a friend](#)" has been integrated with other new developments which allows promoting a page by means of sending messages from Tiki to [Social Networks](#) such as Twitter or Facebook, as well as internal messages of forum posts. This way it's easier to alert internal or external users on some content existing in your Tiki site. See [Share](#).

# 1.33. Social networks and TikiÂ interaction

This feature integrates popular social networks (such as Facebook or Twitter) into Tiki. Thus, the [Shoutbox](#) module has been extended to allow posting on facebook wall as well as tweet with Twitter. See [Social networks](#)

# 1.34. Source control (ex.: SVN)

It will be possible to connect [source control](#) to Tiki, for [Code review](#), the wiki way.

# 1.35. S5^ Slideshow

See [S5](#).

# 1.36. Spam protection

















See [#CAPTCHA\\_and\\_reCAPTCHA](#)

# 1.37. Spreadsheet major improvements

Many improvements have been added to the Spreadsheet interface, through improvements in the corresponding [jQuery](#) sheet plugin.

**2009s Timeline** ?

*Timeline of actions for the Environmental Action Plan from the 2009 Spring course*

**MENU**           **B** *I*        

**B6**

	A	B	C	D	E	F	G	H	I	J	K	L	M	N
1	a													
2	Action code	1	2	3	4	5	6	7	8	9	10	11	12	Comments
3	WATER													
4	W1	x				xxx	xxx			x				Install timers and/or d
5	W2					xxx								Immediate installatio

Some of them include new buttons to manage some spreadsheet features, new library to perform more statistical analysis on your data, and the ability to show differences between any pair of versions of the same sheet.

## 2009s Timeline

Timeline of actions for the Environmental Action Plan from the 2009 Spring course

	A	B	C		A	B	C
1				1	+a		
2				2	+Action code	+1	+2
3				3	+WATER		
4	Action code	1	2	4	W1	x	-2
5	WATER			5	W2		
6	W1	x		6	W3	-x	
7	W2			7	W4		
8	W3			8	ENERGY		
9	W4			9	E1		
10	ENERGY			10	E2	+x	+x
11	E1			11	E4		
12	E2	x	x	12	E5	-x	-x
13	E4			13	E6		
14	E5			14	E7		+x
15	E6			15	E8		
16	E7		x	16	E9	+xxx	-x
17	E8			17	TRANSPORTATION		
18	E9	xxx		18	T1	xxx	
19				19			

Spreadsheet 1

Edit

Back

For more information, please see: [Spreadsheet jq.](#)

# 1.38. Toolbar buttons

# 1.38.1. Checking on permissions on some of them

See below "Wysiwyg editor: source shown only if the permission is granted"



# 1.38.2. New button to add file from gallery

Since Tiki6.1, PluginFile has been added to the default toolbar in textareas, and it allows easily selecting (after file upload, if needed) a file from a file gallery to be inserted its name as a link in the textarea of that wiki page, forum, blog, etc.

# 1.39. TrackerÂ improvements

# 1.39.1. Actions recorded in "action log"

Actions of creating, updating and viewing tracker items are recorded in the [Action log](#).

# 1.39.2. Change status of items automatically after a certain period of inactivity

You can specify on a tracker basis that after a certain period of inactivity in an item of that tracker, its status changes automatically from one state to another (from open to pending, pending to closed, etc). In addition, you can set tiki to send a reminder email to the item creator X days in advance of that change, in order to warn him/her of that change if there is no change in the following X days.

See "[#Batch](#)" (above) for more information.

# 1.39.3. Child categories available at tracker itemÂ insertion/edition

All child categories are nowadays available optionally at the Insert New item form as well as Edit tracker item form.

# 1.39.4. Conditional display of fields with jQuery

Imagine that you have a form with 15 fields. Field number 10 is a checkbox, and you want that when field 10 is checked, field 11 (a text area, for instance) is shown. But when field 10 is not checked, fields 12, 13, 14 & 15 are shown instead. This type of behaviour is easily reproducible using some JQuery syntax.

See [PluginJq#Conditional\\_display\\_of\\_fields](#).

# 1.39.5. Creation of preformatted wikiÂ pages

PluginTracker can be used as a simple way to create custom forms which output the result as preformatted wiki pages instead of tracker items. See [PluginTracker](#).

# 1.39.6. Field 'Currency amount' (New)

New currency amount field type available in trackers. Currently defaults to en\_US - should be a pref in the future.



# 1.39.7. Items History (logs of changes)

The history of an item is stored in the database, so that, it can be viewed within Tiki itself, and not just through the email log of changes in "watched" items. Ex.: [tiki-tracker\\_view\\_history.php?itemId=9](#)

# 1.39.8. Items transferable to other trackers

Items can be moved to other trackers within the same tiki site.

# 1.39.9. 'My tracker items' shown in user's profile

Tracker items are shown in the user profile page

# 1.39.10. Nested plugins in 'pretty' templates

It is now possible to 'nest' plugins - meaning another plugin can be invoked in the template file where smarty code is used to assign parameters which are defined by the first trackerlist. See [PluginTrackerList#Nested\\_plugins\\_in\\_pretty\\_templates](#) for more details.

# 1.39.11. Number formatting in numeric tracker fields

Added the ability to apply number formatting to numeric tracker fields

# 1.39.12. Prefill of any field with jQuery

You can pre-load some values in a tracker plugin form, for text fields or text areas, for instance, easily, using some JQuery syntax thorough PluginJQ.

See [PluginJq#Prefill tracker fields](#)

# 1.39.13. Static text field can be sent as parsed in notification emails

Since Tiki 6.1, "static text" field type can be sent in notification emails as parsed (if its wikisyntax param is set to 1). This way, custom messages can be sent to different user groups, with custom url's to watch that tracker item, etc.

See [Static Text Tracker Field](#).

# 1.39.14. Synchronize the realName user preference from fields in the user tracker

The realName user preference normally set in tiki-user\_preference.php is used by Tiki to be shown in a variety of places, such as attribution for edits and so on. From Tiki 6 onwards, this realName user preference can be automatically updated whenever certain fields in the user tracker are updated. You can specify multiple fields to concatenate (e.g. First Name and Last Name)

The setting for this is in Admin...Login (under the Use tracker to collect more user information section).



# 1.39.15. Tracker field validationÂ AJAX

Fancy field validation by AJAX JQuery. See [Tracker Field Validation](#)

This also includes the tracker field "distinct" validator, which checks if the input value already exists in that field (with any status) and returns an error if so

# 1.39.16. Trackerfilter plugin: new parameters to export fields

Allows a specific 'filter set' to be configured using filterfield, filtervalue and exact value parameters - but new 'export' parameters then allow just a simple button to be displayed that directly exports the 'filter set' as a CSV file. See [PluginTrackerFilter](#) for more details.

# 1.39.17. Trackerlist can filter on date > or <

Added the possibility in [PluginTrackerList](#) to filter on date field > or < now or any string time

# 1.39.18. Using Pretty Trackers to generate the RegistrationÂ Tracker

To set this up, turn on the feature "Use pretty trackers for registration form", and specify a wiki page template or .tpl file template to be used as the pretty tracker template under "Registration pretty tracker template:".

For more information, see [User tracker](#) and [Pretty Trackers](#)

# 1.40. Translation

See some improvements for the translation of the Tiki interface, as shown in the section "[Languages](#)" above.

# 1.41. Tiki User's Credits

This is a way for Tiki users to have different stored value types of credits, could be points, tokens, hours, minutes, numbers of uses of something, etc, and API to add and use credits for each user. See [Credits](#).

# 1.42. Twitter and Tiki

See above: "Social networks and Tiki interaction"

# 1.43. Ustream Watershed

Integration to [Ustream Watershed](#) live video streaming.



# 1.44. Video

Tiki and Kaltura integration has been improved: API updates, new players and numerous fixes.

See [Video](#)

# 1.45. Wiki

# 1.45.1. Preview enhancements

[Live preview](#) has been enhanced and it's now possible to [Show changes](#) before saving.

# 1.46. Wysiwyg editor: source shown only if the permission is granted

The wiki page edit toolbar in Wysiwyg mode is now testing if the user has the permission to use HTML (tiki\_p\_use\_HTML), in order to show the "source" button.

# 1.47. Obscure email when using email as username ifÂ possible

Using email as username is an old feature of Tiki. But previously when using this the emails are shown to users when viewing pages, e.g. in wiki page credits, if the user's real name is not set, even if the old "Show user's real name" feature is on. This new feature truncates the email showing the user as the part of the email before the '@' where possible. Nevertheless, because the email is still necessary to effectively disambiguate users in some contexts (especially editing and messaging, and in user selectors), it can still appear in those contexts and the obscuring coverage is not meant to be complete.

# 1.48. Show user's real name instead of login in autocomplete selector

The autocomplete selector for users used to only offer up user account names as options. This new feature allows for the selector to show user's real names instead. If multiple users have the same real name, it will show the user account name in brackets after the real name to disambiguate.

So far, this selector is available for the trackers feature and messages feature.

# 1.49. Registration to a group, based on e-mail

Users are automatically assigned at registration in the group if their emails match the pattern. To use, edit a group from [tiki-admin/groups.php](#)

# 1.50. Using HTML in menu item link text (Name field)

From version 6.1 there is a new preference (menus\_item\_names\_raw) that must be set 'on' to allow html in the Name field of menu items. This can be found in the Navigation tab of the General admin screen and is labelled "Allow HTML in link text and do not escape the url in menu items". Admins should note the security implications of allowing this option.



## 2. Removed or replaced features

## 2.1. Fckeditor: wysiwyg interface

The former interface for the [WYSIWYG](#) editor has been removed from the code base, since it has been replaced by the enhanced CKEditor engine.

## 2.2. Mirror trackers

Code from [Mirror Trackers](#) has been removed from tiki code base since Tiki6, since the default [Trackers](#) feature became powerful enough to handle easy importing and exporting of data between trackers and also with external applications (office spreadsheets, databases, etc, through csv files).

## 2.3. Spreadsheet: Former non-jqueryÂ interface

Code from the former interface for [Spreadsheets](#) has been removed, because it has been replaced by the enhanced [Jquery interface](#).

# 3. New TikiLiveCD withÂ Tiki6

There is a new version of the [TikiLiveCD](#) which includes Tiki6 LTS (developer revisions as they progress) and subversion, so that you can easily test this new Tiki branch with its latest code at any time.



**NOTE:** Keep in mind that you don't need to burn CD's to test it, but you can use virtual machines such as the ones provided by the free software multiplatform application [VirtualBox](#)

## Sponsors

This release has been possible by the countless contributions and help from many users and developers of the [Tiki Community](#).

In addition some of the organizations partially sponsoring improvements to some features in this release include:

- [Xarx@ntoni](#)
- ...

*add the link to your organization if your partially sponsored something in this release and you want to be linked from here)*

## Pages linking to Tiki6

76 pages link to [Tiki6](#)

- [Tiki7](#)

- Tiki5
- Tiki6
- Tiki8
- Tiki9
- Module trackerhelp
- Module credits
- í”„ě|¬í<° íŠ,ěž~ì»ǻ
- Object Attributes and Relations
- PluginAddToGoogleCal
- PluginRandominclude
- module search
- Documentation
- Kaltura CE
- PluginTransclude
- íšŒë³´ ì,¬ìš©ìž
- Inline comments
- Spreadsheet jq
- PluginAuthor
- XCache
- Interoperability
- ìí~ , ìš^~ì„±

- [PluginButton](#)
- [PluginTrackerList](#)
- [WebDAV](#)
- [PluginTracker](#)
- [Aktualisieren](#)
- [Interface translation](#)
- [Custom Code HowTo - Post-It Notes](#)
- [Wiki Plugins](#)
- [PluginCode](#)
- [Numeric Tracker Field](#)
- [Traduciendo la interfaz de Tiki](#)
- [PluginAttributes](#)
- [Share](#)
- [TrackerList í”ÆëŸ→ê·,ì,](#)
- [Mod cc](#)
- [PluginDataChannel](#)
- [FonctionnalitÃ© Lettres de diffusion](#)
- [Multimedia](#)
- [Mod wikigraph](#)
- [Les nouveautÃ©s dans Tiki 5](#)
- [Community Currencies](#)

- Data Channels
- [ìœ„í,¸ í”ŒëŸ¬ê·,ì,](#)
- [ì„¸ë³...ì„œ](#)
- [æ-†æ|£](#)
- [ìœ„ì§€ìœ„ê·, \(WYSIWYG\)](#)
- Dokumentation
- [íŸŒë³´](#)
- PluginFile
- Tracker ([íŠ,ëž~ì»¸](#)) [í”ŒëŸ¬ê·,ì,](#)
- [íŒŒì¼ ê°¸ëŸ¬ë|¬ êµ¬ì„±](#)
- Code [í”ŒëŸ¬ê·,ì,](#)
- [ìŸ”êµ¬¬ì,¬í•](#)
- [ê¶Œí•œ ì„¸ì •](#)
- PluginBlipTV
- PluginVimeo
- Theme Generator
- PluginWatershed
- PluginTrade
- Contributions by Author
- PluginUserlink
- Daily Reports



- [jQuery](#)
- [Interface translation \(old\)](#)
- [Interactive Translation](#)
- [File Gallery Config](#)
- [Cron](#)
- [Static Text Tracker Field](#)
- [í<°í,9](#)
- [Tiki7,fr](#)
- [Tiki7,de](#)
- [Category Transitions](#)
- [Anforderungen](#)
- [BrowserkompatibilitÃt](#)

Alias

[Tiki6.0](#) | [TikiWiki6](#) | [TikiWiki6.0](#) | [TikiWiki 6.0](#) | [TikiWiki 6](#)