

# Tiki17

Tiki 17.0 was released in July 2017.

*Alphabetically sorted*

- You can see the development page at <https://dev.tiki.org/Tiki17>

## Versions Released

- 17.0

# Note for SVN users

- Due to several changes in the file structure of Tiki for version 17+ you may [find these notes](#) helpful when doing svn switch

# 1.1. Annotations

Tiki Annotations have been added and are powered by [annotatorjs.org](https://annotatorjs.org) 1.x which is becoming [Apache Annotator](#) in the future. This replaces [Inline Comments](#) with a much nicer interface, and with more potential for expanding the feature set.

# 1.2. Browser Automation

Web Scraping with PhantomJS and CasperJS: PhantomJS is a headless WebKit with JavaScript API, and therefore, it is an optimal solution for fast headless testing, site scraping, pages capture, SVG renderer, network monitoring and many other use cases.

CasperJS is a navigation scripting & testing utility for PhantomJS among others.

See [PhantomJS and CasperJS](#), [Browser Automation](#) and [PluginCasperJS](#).

Initial commit: <https://sourceforge.net/p/tikiwiki/code/61402/> (will later be merged to trunk)

# 1.3. Composer DependenciesÂ Revamp

A [Composer Dependencies Revamp](#) has been implemented.

# 1.4. Console.php

A new actions can be run from the command line through [console.php](#):

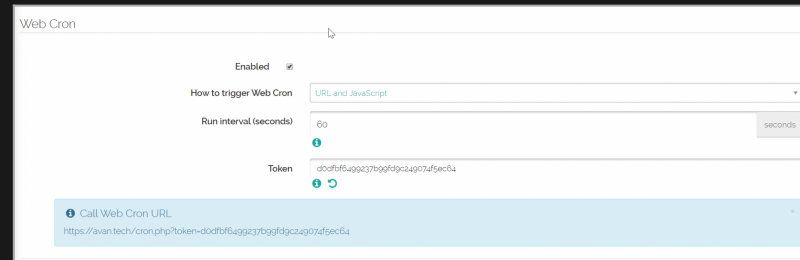
- Preferences can be set

See: [Console](#)

# 1.5. Cron /Â Scheduler

# 1.5.1. WebÂ Cron

- Now possible to trigger Web Cron from a URL or JavaScript.



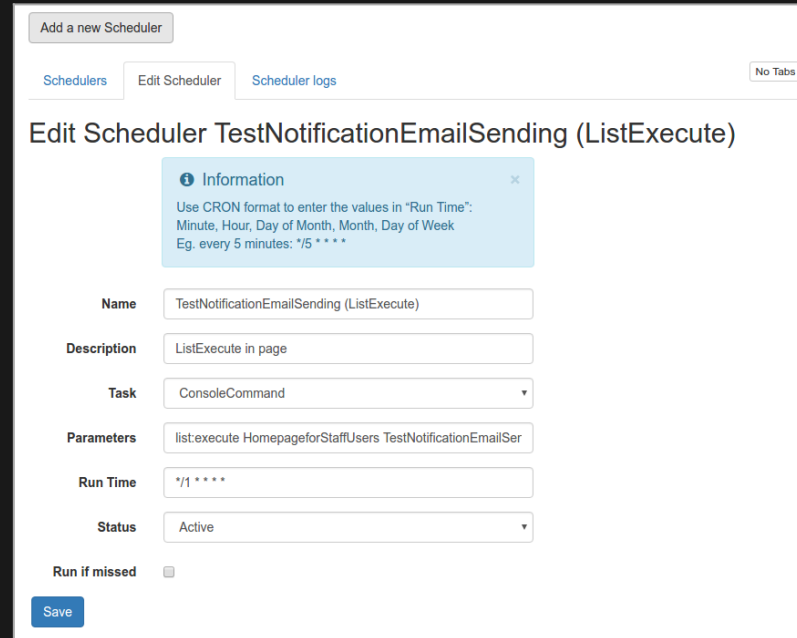
The screenshot shows the 'Web Cron' configuration page. At the top, there's a toggle switch labeled 'Enabled' which is turned on. Below it, a dropdown menu 'How to trigger Web Cron' is set to 'URL and JavaScript'. Underneath, the 'Run interval (seconds)' is set to '60' with a 'seconds' button to its right. A 'Token' field contains a long alphanumeric string. At the bottom, a light blue box provides a call to action: 'Call Web Cron URL' followed by the URL 'https://avan.tech/cron.php?token=d0dfb6499a27b99fd9c24907af5ec64'.

Click to expand



# 1.5.2. Scheduler (cron jobs)

An internal scheduler is added to Tiki, so that only one cron job needs to be defined in the system crontab (or Windows Scheduled Tasks), and all actions to be run at scheduled times can then be defined from within the Tiki admin panel.



The screenshot shows the 'Edit Scheduler' interface in Tiki. At the top, there's a button 'Add a new Scheduler' and tabs for 'Schedulers', 'Edit Scheduler', and 'Scheduler logs'. The main title is 'Edit Scheduler TestNotificationEmailSending (ListExecute)'. Below this is an 'Information' box explaining the CRON format. The form fields include: 'Name' (TestNotificationEmailSending (ListExecute)), 'Description' (ListExecute in page), 'Task' (ConsoleCommand), 'Parameters' (list:execute HomepageforStaffUsers TestNotificationEmailSer), 'Run Time' (\*/\* \* \* \* \*), 'Status' (Active), and a 'Run if missed' checkbox. A 'Save' button is at the bottom left.

Add a new Scheduler

Schedulers Edit Scheduler Scheduler logs No Tabs

### Edit Scheduler TestNotificationEmailSending (ListExecute)

**Information** ✕  
Use CRON format to enter the values in "Run Time":  
Minute, Hour, Day of Month, Month, Day of Week  
Eg. every 5 minutes: \*/5 \* \* \* \*

**Name** TestNotificationEmailSending (ListExecute)

**Description** ListExecute in page

**Task** ConsoleCommand

**Parameters** list:execute HomepageforStaffUsers TestNotificationEmailSer

**Run Time** \*/1 \* \* \* \*

**Status** Active

Run if missed ☐

Save

Click to expand

See [Scheduler](#)

# 1.6. Gap value "humanisation" (used in list, listExecute may be more)

The plugin List (or listExecute) is able to filter by range and it used seconds to set the value.

---

```
{filter range="tracker_field_date" from="now" gap="2592000"}
```

it accept now a Human Readable value like '1 hour' or '30 days'.

<http://php.net/manual/en/datetime.formats.php>

# 1.7. H5P

H5P allows to create, share and reuse interactive HTML5 content in your browser.  
Tiki17 comes with the ability to display H5P objects, as well as an editor to create or modify them.

See [H5P](#)

# 1.8. HTTP Headers

New [HTTP Headers](#) preferences were added (mainly security-related)

# 1.9. jQuery 3.1 -> 3.2

<https://blog.jquery.com/2017/03/16/jquery-3-2-0-is-out/>

# 1.10. Modern Favicons

Tiki now handles [modern favicons](#) for Android, iOS, Safari, Chrome and FireFox. Bookmarking, quick navigation screens and desktop links to tiki sites can now be displayed with handsome buttons that match the flavor of the device being used. Favicons are also now handled via tiki themes and can be overridden by the user and be included as part of a custom theme.

# 1.11. Passwords blacklist

This feature checks a password against a list of the known most commonly used passwords in other places. It's a list that hackers use to try and brute force websites like Tiki.

It's estimated that something like 40% of all passwords used sit within the top 100 passwords. (estimates vary, but that's a reference number in some scenarios).

The benefits of this feature is preventing people from using passwords that are on hackers brute force lists.

See [Password Blacklists](#)

# 1.12. PDF generation

Massive improvements in quality and number of features, using [mPDF](#) and three new wiki plugins:

- [PluginPDF](#)
- [PluginPDFpage](#)
- [PluginPDFPageBreak](#)



# 1.13. Search

- remove 'no' from the default unified stop words list as it is causing common Checkbox/Radio button tracker fields with yes/no values to stop working with Elasticsearch index type

# 1.14. Search index rebuild: report statistics

Report statistics on the index rebuild process have been extended to indicate also the time spent, memory consumed, number of queries, etc.

# 1.15. Single Sign On with SAML

Tiki becomes a SAML Service Provider (SP), thanks to the integration of [OneLogin's SAML PHP Toolkit](#). -> [SAML](#)

# 1.16. Smarty ModifierÂ numStyle

Format positive integers through smarty, similar to to that of the CSS list-stlye-type. Supported values include: decimal-leading-zero, lower-alpha, upper-alpham, lower-greek, upper-greek, lower-roman, upper-roman, hebrew, georgian, footnote, disc, circle, square, none.

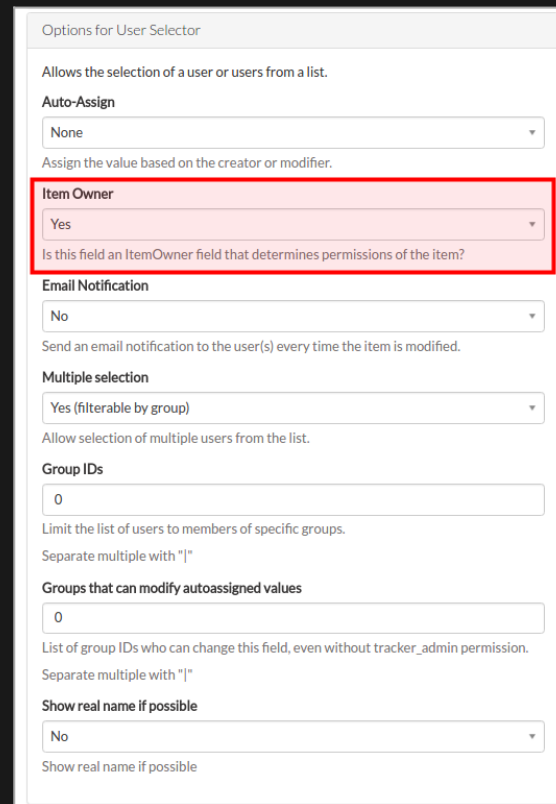
See [Number Style](#)

# 1.17. Trackers

New or enhanced fields and options in [Trackers](#)

# 1.17.1. User selector: several can be marked as ItemOwner to drive permissions

Added the ability to mark UserSelector tracker fields as ItemOwner, so they drive the permissions rather than the first ordered auto-assign field.



The screenshot shows a web form titled "Options for User Selector". It contains several sections with dropdown menus and text inputs. The "Item Owner" section is highlighted with a red border. This section includes a dropdown menu currently set to "Yes" and a label "Is this field an ItemOwner field that determines permissions of the item?". Other sections include "Auto-Assign" (set to "None"), "Email Notification" (set to "No"), "Multiple selection" (set to "Yes (filterable by group)"), "Group IDs" (input field with "0"), "Groups that can modify autoassigned values" (input field with "0"), and "Show real name if possible" (set to "No").

Options for User Selector

Allows the selection of a user or users from a list.

**Auto-Assign**

None

Assign the value based on the creator or modifier.

**Item Owner**

Yes

Is this field an ItemOwner field that determines permissions of the item?

**Email Notification**

No

Send an email notification to the user(s) every time the item is modified.

**Multiple selection**

Yes (filterable by group)

Allow selection of multiple users from the list.

**Group IDs**

0

Limit the list of users to members of specific groups.  
Separate multiple with "|"

**Groups that can modify autoassigned values**

0

List of group IDs who can change this field, even without tracker\_admin permission.  
Separate multiple with "|"

**Show real name if possible**

No

Show real name if possible

Click to expand

See [User selector](#)

# 1.17.2. Mail notificationsÂ enhancements

New in 17.2: <https://sourceforge.net/p/tikiwiki/code/64147> -> "Expose pretty tracker fields, field names and changed/old values to tracker changed notification emails"

# 1.18. Typography

- [Typography](#) support has been added, via [PHP SmartyPants](#)



# 1.19. Wiki Pages

New param `[css]` was added to [Raw page display](#) to allow usage of a wiki page as a CSS file download resource with mime type `text/css`. This can be useful if you have more sub-sites sharing the same CSS customizations. You do not need to copy-paste them (and keep track of changes) into the [Custom CSS](#) anymore. You can just put a stylesheet `@import` there or link to the one page using Look & Feel 'Customization' **Custom HTML Content** on all of them. When the page changes it will update on all the sites sharing the CSS code. It has also benefits of keeping the history of changes on that CSS code, locking or removing the edit permissions on that page and collaborative editing possibility. See [this page](#) as an example.

# 1.20. Wiki Plugins

New or enhanced.

# 1.20.1. PluginÂ Benchmark

Use this [wiki plugin](#) to perform some benchmarking analysis of the parsing of the wiki page or tiki object where the plugin is called in.

See [PluginBenchmark](#)

# 1.20.2. PluginÂ CasperJS

New [wiki plugin](#) to allow using "CasperJS" in Tiki, which is a navigation scripting & testing utility for PhantomJS and SlimerJS (still experimental). It eases the process of defining a full navigation scenario and provides useful high-level functions, methods & syntactic sugar for doing common tasks.

See [PluginCasperJS](#)

# 1.20.3. Plugin EditÂ form

Totally rewritten and now using Bootstrap modal and proper AJAX services

# 1.20.4. PluginÂ FluidGrid

New [wiki plugin](#) to create a Bootstrap responsive grid (see <https://getbootstrap.com/examples/grid/>) in Tiki's wiki text areas. That is, rows and columns of text, images, etc. can be created that will be arranged horizontally in wide screens but will respond dynamically in smaller screens so that good visibility of content is maintained.

This is a modern, "best practices" alternative to using the [Split plugin](#), which creates a table for content layout, a deprecated method.

See [PluginFluidGrid](#)

# 1.20.5. PluginÂ H5P

New [wiki plugin](#) to create, share and reuse interactive html5 content in your browser. [Tiki17](#) comes with the ability to display H5P objects, as well as an editor to create or modify them.

See [PluginH5P](#)

# 1.20.6. Plugin List GUI

Beginnings of a Graphical User Interface for plugin list. Experimental so far and needs to be enabled on admin/textarea/plugins. A start of a documentation page can be found at [PluginList - Graphical User Interface](#)



# 1.20.7. PluginÂ HTML

New param `tohead` was added to the HTML wiki-plugin to allow insertion of the HTML tags to the HTML instead of rendering them in the content of the page.

See [PluginHTML](#)

# 1.20.8. PluginÂ ListExecute

Enhanced plugin. The EmailAction gets extended to be able to send pdf versions of wiki pages (new option pdf\_page\_attachment)

See [PluginListExecute](#)

# 1.20.9. PluginÂ MetaTag

New plugin. It allows to insert one or more custom `<ta>` tags in the HTML of the page where the plugin is present.

This is useful when you want to provide custom meta tags per page, e.g. for sharing with a specific image on [Social Networks](#). As the meta tags are invisible and could be misused to provide false information about the shared page and also the body (data) of the plugin can be provided as raw HTML it always requires [plugin approval](#) by trusted site Admin/Editor on each edit.

See [PluginMetaTag](#)

# 1.20.10. PluginÂ Shorten

New plugin. It allows to show/hide a portion of a text.

See [PluginShorten](#)

# 1.21. XMPP clientÂ (ConverseJS)

- XMPP

# 1.22. Zend Framework 2 -> 3

All libs have been upgraded to the minimum version required for Zend Framework 3:

<https://sourceforge.net/p/tikiwiki/code/61858>

Ref: <https://github.com/zendframework/zendframework/blob/release-3.0.0/composer.json>

# 1.23. Custom translations

Uploading of custom translations has been changed to use JSON formatted text files, also options are added to manage different processing types of uploaded files (eg: merge with existing, replace, etc)  
It is also possible to download translations as custom.php and custom.json from the user interface.

# 1.24. Webservices

Numerous fixes and updates including: support for JSON "post body" content type, direct indexing of webservices so the results available in list plugins etc (using the index and minindex output type of webservice "template"), moved management of webswervices to tiki-admin\_webservices.php. General reliability and performance improvements.



# 1.25. Upgrade

# 1.25.1. FaviconsÂ Upgrades

**Favicons** have undergone a fundamental change in the way they are handled. When upgrading to tiki 17, you will need to move your favicons into /themes/yourtheme/favicons. Renaming your favicons may also be necessary. Browse to /themes/base\_files/favicons to see the file names you may override with custom favicons. Using a custom named favicon-16x16.png will prevent any of the tiki favicons from displaying on your website, so upgrades should be easy. You may also choose to upgrade your favicons. Generating new modern favicons takes 5 minutes at <http://realfavicongenerator.net>

# 1.25.2. File Whitelisting

Tiki now uses file whitelisting as an extra security precaution. This will effect tiki subdirectories. If you have added additional files into the tiki directory structure, you may not be able to browse to them any longer.

- Whitelisting is based on file types, so adding a similarly named file should be ok. e.g. files used for themes won't be affected in the themes directory etc.
- Files in the tiki **root directory** will **not be affected**.
- Any **custom subdirectory** placed within the home directory will **not be affected**.
- Files uploaded to the **file gallery** will **not be affected**.
- Only browser access to these files will be affected, so PHP access to these files remains unchanged.

We recommend that you place all your theme related files in your theme folder, and any additional files within a custom directory placed in the web root.

You may override the whitelisting by modifying the htaccess file (or equivalent server file) located in the first subdirectory of the file you need to enable.

# 1.25.3. Image Redirects from Tiki 9Â Disabled

For the release of tiki 9, many of locations of images in tiki changed. We have until now redirected those images from the old location to the new location. We have disabled those redirects in tiki 17. If you have a theme or otherwise use these pre-tiki 9 image locations, they will stop working. You are urged to update the image locations within your code. Alternatively, you may re-enable the image redirection by uncommenting them from your htaccess file.

# 1.25.4. Plugin TopFriendsÂ removed

- [PluginTopFriends](#) removed because it had been broken for a while, and not worth fixing.

# 1.25.5. Screencast (jCapture)Â removed

jCapture for [Screencast](#) feature has been removed.  
More information: <https://dev.tiki.org/Endangered+features>

# 1.26. Known Issues

# 1.26.1. SEFURL "slugs" may needÂ rebuilding

On the \*.tiki.org sites we found the SEFURL links seems to have got messed up and rebuilding the *page slugs* fixes it...  
Now fixed for 17.0 in **r63146** (issue was present in 17.0 beta)



# 1.26.2. H5P not compatible with "Inline comments" (annotations)"

For 17.0 at least [H5P](#) plugin content will not be shown properly if the `feature_inline_comments` pref is enabled. This will be resolved in future releases (by upgrading the annotator.js library)

# 1.26.3. Elasticsearch 2.x to 5.x

If you are upgrading from Elasticsearch 2.x to 5.x: Since ES automatically updates 2.x index to 5.x first time it starts - you can see some errors then. The first time it rebuilds index might also show errors due to the automatic upgrade problems. However, once it builds the index on 5.x, then further rebuilds must not have errors. So, 2 index rebuilds after an upgrade is the safest path to go.

# Minor upgrade notes

17.2

- Change to webservice field indexing in 17.2 for advanced use in custom smarty templates. See [the Tiki 18 page](#) for more info

# General upgrade notes

Also, see the standard information about [Upgrades](#) in Tiki.

## Correction

The Expose [Intrusion Detection System](#) is being added to Tiki in version 18. This page previously stated that it was added in Tiki 17. Apologies for the misstatement.

## Pages linking to Tiki17

31 pages link to [Tiki17](#)

- [Comments](#)
- [PluginPDF](#)
- [PluginH5P](#)
- [Tiki17](#)
- [XMPP](#)
- [PluginListExecute](#)
- [PluginCasperJS](#)
- [PluginR](#)
- [Documentation](#)
- [Inline comments](#)
- [Rebuild Unified Index](#)

- [PluginMetaTag](#)
- [Scheduler](#)
- [Automatic updates](#)
- [SAML](#)
- [User selector](#)
- [Screencast](#)
- [Intrusion Detection System](#)
- [Items List and Item Link Tracker Fields](#)
- [æ-†æj£](#)
- [H5P](#)
- [PluginTopfriends](#)
- [Cron](#)
- [Tiki18from15](#)
- [Browser Automation](#)
- [Annotations](#)
- [PluginChartJS](#)
- [Typography](#)
- [Print Settings](#)
- [PluginShorten](#)
- [PluginBenchmark](#)

Tiki17.0 | TikiWiki17 | TikiWiki17.0 | TikiWiki 17.0 | TikiWiki 17 | Tiki 17 | Tiki 17.0