

# Tiki15 from Tiki12

**This page summarizes all the changes you may find when you upgrade from Tiki12 'Long Term Support' (LTS) to Tiki15 LTS.** You may also read the partial changes in each version Tiki13, Tiki14 & Tiki15.

- Tiki15.0 was released in April 2016.
- As it is a Long Term Support (LTS) version, it will be supported for 5 years, and requires PHP 5.5. See version lifecycle.
- It uses Bootstrap CSS framework.
- More information: at the development page <https://dev.tiki.org/Tiki15>

- 
- 1.1. Action log extended
  - 1.2. "Admin home": renamed to "Control Panels"
  - 1.3. Addons
  - 1.4. Advanced Rating
  - 1.5. Articles improved
  - 1.6. AutoTOC mini-revamp
  - 1.7. Banning multiple registration IPs from user management
  - 1.8. Bootstrap
  - 1.9. Console
  - 1.10. Content templates can be categorised and locked
  - 1.11. Custom LESS preference
  - 1.12. Customise mail templates using a simple 'preference' setting

- 1.13. Federated Search
- 1.14. File Gallery Batch Upload Improvements
- 1.15. File Gallery Upload Improvements
- 1.16. Frontpage can be created in html
- 1.17. Goals
- 1.18. Installation faster
- 1.19. Jitsi
- 1.20. Layouts
- 1.21. Look and Feel: custom LESS section
- 1.22. Mail-in improved
- 1.23. Mobile-ready display
- 1.24. Modules
  - 1.24.1. Module zone
  - 1.24.2. Module minichat
- 1.25. Multilike
- 1.26. Must Reads
- 1.27. Namespaces improved
- 1.28. Newsletters
- 1.29. Notifications
- 1.30. Payments improved
- 1.31. Profiles

- 1.31.1. Profile exporter improved
- 1.31.2. Hide Fixed Top Nav Bar on Scroll
- 1.31.3. Profiles Wizard
- 1.32. Remote Tiki Autologin
- 1.33. Removal of "Synchronize categories of user tracker item to user groups" feature
- 1.34. Score
- 1.35. SEFURL improved
- 1.36. Server requirements
- 1.37. SLUG
- 1.38. Social Networks with LinkedIn
- 1.39. Stored Search Queries
- 1.40. Structures can be locked
- 1.41. Structure tools added to the top page and permissions 'tidy-up'
- 1.42. Surveys improved
- 1.43. Tablesorter
- 1.44. Temporary User Accounts
- 1.45. Terms and Conditions improved
- 1.46. Themes
- 1.47. Themes
  - 1.47.1. Theme refactoring
  - 1.47.2. Icon sets

- 1.48. Time Ago Date Formatting
- 1.49. Trackers
  - 1.49.1. Service\_inline to display info from linked trackers
  - 1.49.2. Tracker Tabular
  - 1.49.3. Tracker Field 'Computed' extended
  - 1.49.4. Tracker Field 'Mathematical Calculation' extended
- 1.50. Unified index improvements
- 1.51. User Encryption
- 1.52. Validation syntax
- 1.53. ViewerJS
- 1.54. Wiki Argument Variables
- 1.55. wikiLingo
- 1.56. Wiki Plugins
  - 1.56.1. Plugin AjaxLoad
  - 1.56.2. Plugin CatOrphans
  - 1.56.3. Plugin Data Channel
  - 1.56.4. Plugin FullWidthTitle
  - 1.56.5. Plugin GDgraph
  - 1.56.6. Plugin Like
  - 1.56.7. Plugin List
  - 1.56.8. PluginListExecute

- 1.56.9. Plugin Tour
- 1.56.10. Plugin Tracker
- 1.56.11. Plugin UserInGroup
- 1.56.12. Plugin XMLUpdate
- 1.57. Wiki Structures
- 1.58. Upload and download translations
- Known Installation Issues
  - Timeout when installing with InnoDB option
  - Problem with installing in subdirectory with a tilda
- Upgrade
  - Theme upgrade notes
  - Top and topbar modules
  - jQuery-UI Theme may need to be set to something
  - Bootstrap style menus
  - Convert PluginSplit to PluginDiv
  - Behavior change of Tracker field "Dropdown with other"
- Behavior change of Tracker field "Item Link"
  - Floated box class styles are now redundant
  - Plugins need approval
  - Themes
  - Multilevel menus in modules
  - Regular Expressions in fields requiring validation

- 'SSL connection error' or error displaying HomePage after upgrade of SSL enabled websites
  - JQuery selectors for forms
  - Potential Issue: Composer error
  - General upgrade notes
  - Removed features
- 

## 1.1. Action log extended

Creating, modifying or deleting **calendar events** can also be recorded and displayed through the Action log, since version 15.1.

## 1.2. "Admin home": renamed to "Control Panels"

The page where you can access the main settings for all features was traditionally called "**Admin home**". In order to prevent confusions for the new admins with the page to administer a single feature, "Admin home" was renamed to "**Control Panels**".

This way, and as example, the page to manage the settings for all forums in Tiki is called "Forums control Panel" (tiki-admin.php?page=forums), while the page to modify a specific forum, keeps the name "Admin Forums" (tiki-admin\_forums.php)

# 1.3. Addons

Addons is a way of packaging Profiles, Smarty Templates and other building blocks of application functionality that can be used to better manage different Tiki configurations by developers and also for developers to offer these as independently maintained "apps" to others. See: [Addons](#)



# 1.4. Advanced Rating

Some new functions have been added since Tiki 14.0: **Not**, **IsEmpty**, **date**, **less-than**, **more-than** and **contains**.  
See [Advanced Rating](#)

# 1.5. Articles improved

- Added the ability to grab the content of an article from URL, and store it in articles.  
<http://sourceforge.net/p/tikiwiki/code/50743/>
- Article can be attached to a tracker item <http://sourceforge.net/p/tikiwiki/code/50708/>
- Adding basic option to fetch the content from source when using article generator instead of relying on the excerpt from the feed  
<http://sourceforge.net/p/tikiwiki/code/49059/>

# 1.6. AutoTOC mini-revamp

The AutoTOC feature has been updated to use Bootstrap ScrollSpy - normal server-side maketoc one to come (hopefully also for 15.0)

(Several commits leading up to r57161)

# 1.7. Banning multiple registration IPs from user management

Admins can easily ban multiple IPs from spam registrations directly with just a few clicks. They can also optionally remove the user accounts and their user tracker items, as well as their user pages.

[See Users](#)

# 1.8. Bootstrap

- Bootstrap

See also #Themes below.

# 1.9. Console

Usual management tasks done through a console are now handled by a common console.php script with many parameters.

- DB Redactor added . <http://sourceforge.net/p/tikiwiki/code/47589/>
- Allow refreshing of incoming RSS feeds through console.  
<http://sourceforge.net/p/tikiwiki/code/51073/>
- Mail queue (through zend stmp) fixed.

See Console

# 1.10. Content templates can be categorised and locked

From the Tiki15 release Content templates can be categorised so that access to individual templates can be restricted to designated Groups.

Content templates can also be 'locked' from Tiki 15 onwards, in a similar way to individual wiki pages, so that even when Categorisation is used to restrict access to a Group, editing of a Content template can be restricted further to the individual user that locks it. A new preference needs to be set to allow this locking option to be available and a new permission has been created to allow individual users the privilege to do it. As with all the various permissions 'sets', if a user has been granted `tiki_p_admin_content_templates` they can do all the various content template activities including the unlocking of a template locked by another user.

Content templates are a good way to ensure new content is created with a consistent layout and style especially when a Tiki system has multiple editors, and it also provides a fast way to set up complex new content with initial 'starting' data - see Content templates for more details. The categorisation and locking functions then provide a range of options to allow groups/individuals to control how they are updated.

# 1.11. Custom LESS preference

New preference textarea on control-panels/look & feel/customisation where you can add LESS definitions that then recompiles a new version of the currently selected theme and option using definitions declared there.

(Mostly added in r56867 but with subsequent fixes to r57047 so far)

Some minimal documentation and one example (so far) can be found here: [Custom Less](#)



# 1.12. Customise mail templates using a simple 'preference' setting

The format/style of the various automated email notifications are set using smarty templates held in the templates/mail/ folder and it has always been possible to make customised copies of these and store them in the template area of your theme/style. In this way they are only invoked when your theme is used and they are not overwritten when the site is upgraded. But this can cause a significant maintenance overhead since new templates are added from time to time and existing ones are improved or updated to fix bugs, so any customised copies have to be continually updated.

From Tiki15 however a simple text preference setting has been introduced where a short text string can be stored - which is set in the "General Settings" tab of the "Editing and Plugins" admin screen - where the text would typically be a description of your site. A reference to this stored text has been added to all the mail templates in appropriate places so that a very simple customisation of the existing 'vanilla' templates is then automatically produced and mail notifications can be made to be much easier to understand, especially if you are involved with multiple Tiki sites. It should be noted that the default value of the customising text string is an empty string so that if it not set it has no effect on the output of the standard template text - but a consequence of this is that if a customised text is set then it should have a blank character at the end of the text so that its insertion scans properly.

# 1.13. Federated Search

Federated Search

# 1.14. File Gallery Batch Upload Improvements

Some general improvements and new options to organise files according to subdirectories and create missing ones, also to file by gallery ID.

Including new console commands `files:batchupload` and `files:deleteold` to enable scheduled tasks to be set up for automatic gallery maintenance.

[More info here Batch Upload](#)

# 1.15. File Gallery Upload Improvements

New preference to enable a new jQuery File Upload interface allowing drag and drop, multiple file uploads, progress bars etc.

# 1.16. Frontpage can be created in html

The Tiki front page can be created in HTML format, if wysiwyg HTML mode is selected. This enables full inline editing of the front page. <http://sourceforge.net/p/tikiwiki/code/47565/>

# 1.17. Goals

See Goals and Tutorial: Goals

# 1.18. Installation faster

The installation is faster than before. There is a batch of insert tiki\_secdb during installation, if a mysql\_data file exists and the user has a mysql file permission. <http://sourceforge.net/p/tikiwiki/code/50986/>

# 1.19. Jitsi

Added configuration for jitsi provisioning <http://sourceforge.net/p/tikiwiki/code/49699/>  
See Jitsi



# 1.20. Layouts

- Layout template for 3-6-3 column width configuration (25%, 50%, 25% widths)  
<http://sourceforge.net/p/tikiwiki/code/49517/>
- New layout for social sites with classic top navigation bar  
<http://sourceforge.net/p/tikiwiki/code/49734/>

# 1.21. Look and Feel: custom LESS section

There is a new section under the Customization tab of the Look & Feel Control Panel which allows to set some base parameters for colors and other css properties, which will be applied to generate all properties for the Theme style of your choice.

Example:

```
@brand-primary: #abb; @gray-base: #431; @navbar-inverse-bg: #797; @navbar-default-bg: #cea;
```

See: Customization

# 1.22. Mail-in improved

Allow mail-in post comment on notification reply, fixed encoding issues, better reply-stripping for gmail  
<http://sourceforge.net/p/tikiwiki/code/50660/>

# 1.23. Mobile-ready display

There is no need to apply profile Mobile anymore on Tiki13.0, since it automatically adapts its display to mobile devices when needed.

# 1.24. Modules

# 1.24.1. Module zone

New module meant to provide a module "navbar" for the website. You add a "zone", and then you can drop a module menu in it. The menu module creates the toggle button and internal nabbers.

See Module zone

# 1.24.2. Module minichat

The date is shown for the messages from previous days to avoid confusing users.

See Module minichat

# 1.25. Multilike

This feature expands on the like functionality to allow users to provide more qualitative feedback to the system.  
See [Multilike](#)



# 1.26. Must Reads

See Must Reads

# 1.27. Namespaces improved

Ability to force all non-namespace page links to same namespace of the page being edited  
<http://sourceforge.net/p/tikiwiki/code/50755/>

# 1.28. Newsletters

Counters have now been added when sending Newsletters, which is useful when sending newsletters with a large subscriber list. It is also particularly useful when the option to 'throttle' the newsletter send rate is being used which is an option that may have to be used to avoid the sending system being 'designated' as a spammer and being blocked by receiving mail servers. When using the 'throttle' option, additional remarks are now provided to remind the user that this option is in use, and the send process has also been fixed so that the 'completion' notices and information are correctly displayed.

These additional Newsletter features have also been backported for the Tiki12.5 and Tiki14.2 releases.

# 1.29. Notifications

Notifications have been revamped. See: [Notifications and Tutorial: User Notifications](#)

# 1.30. Payments improved

- Added payment gateway for Israel Post.
- Added method to be able to reference paypal by invoice id, and password and signature from PayPal Pro account <http://sourceforge.net/p/tikiwiki/code/49504/>

See Payments

# 1.31. Profiles

# 1.31.1. Profile exporter improved

- Profile handlers (and export) for activity stream custom rules  
<http://sourceforge.net/p/tikiwiki/code/47430/>
- Group profile exporter <http://sourceforge.net/p/tikiwiki/code/49606/>

# 1.31.2. Hide Fixed Top Nav Bar on Scroll

If you choose in '**Look & Feel Control Panel > Theme (tab) > Site layout:** "Fixed\_top\_modules", then you can apply this "scroll" (search for it) profile through the Profiles Control Panel and you will get your top zone hidden temporarily when you scroll down your site.

See profile: [Hide Fixed Top Nav Bar on Scroll](#)



# 1.31.3. Profiles Wizard

New profile Revision Approval (ISO9001) added to the Profiles Wizard, preconfigured to use also the new Wiki Argument Variables introduced in Tiki14 (see below) :

---



Click to enlarge

---

See also Profiles Wizard

# 1.32. Remote Tiki Autologin

Users from another Tiki are allowed to login to this Tiki using their credentials there. This provides a quick way to create a sub-site or sister site.

See Remote Tiki Autologin

# 1.33. Removal of "Synchronize categories of user tracker item to user groups" feature

This feature has been removed in Tiki 15. The preferred way to achieve similar functionality is to use the User Groups field instead. For more information, see [Synchronize categories of user tracker item to user groups](#).

# 1.34. Score

The points system was reworked in Tiki15. The main scoring events are still pre-configured for beginner users to be able to use, but the ability to add new scoring events was implemented as well for added flexibility.

See [Score](#)

# 1.35. SEFURL improved

Search Engine Friendly URL (SEFURL) for Calendar events added to route and upcoming\_events module  
<http://sourceforge.net/p/tikiwiki/code/49247/>

# 1.36. Server requirements

A few more packages are required to provide the required php extensions that this version of Tiki needs:

## **php5-curl**

CURL module for php5

## **php5-intl**

internationalisation module for php5

;php5.5-xml - DOM, SimpleXML, WDDX, XML, and XSL module for PHP

In Debian-based distributions, you can install them in a terminal on the server with this type of command:

```
sudo apt-get install php5-curl php5-intl php-5.5-xml
```

Adapt to your case in other GNU/Linux distributions or operating systems at the server.

# 1.37. SLUG

SLIG's are alternate urls designed for brevity, search engine friendliness, not changing over time, etc. Tiki 14 allows to change the URL scheme for wiki pages, currently to replace spaces with underscores.

For more information:

<https://sourceforge.net/p/tikiwiki/code/51860>

[https://tiki.org/tiki-view\\_forum\\_thread.php?forumId=26&comments\\_parentId=52799](https://tiki.org/tiki-view_forum_thread.php?forumId=26&comments_parentId=52799)

[http://en.wikipedia.org/wiki/Slug\\_%28web\\_publishing%29](http://en.wikipedia.org/wiki/Slug_%28web_publishing%29)

# 1.38. Social Networks with LinkedIn

You can also set up your site to allow users to log into LinkedIn as they can with Facebook.

[See Social Networks](#)



# 1.39. Stored Search Queries

- Stored Search using Elasticsearch's Percolator feature:

<http://www.elasticsearch.org/blog/percolator-redesign-blog-post/>

# 1.40. Structures can be locked

From Tiki 15 a wiki structure can be locked, meaning that the pages that are in a structure and the order/hierarchy of these pages can only be changed by the locking user.

A new preference needs to be set to allow this structure locking option to be available and a new permission has been created to allow individual users the privilege to do it. As with all the various permissions 'sets', if a user has been granted `tiki_p_admin_structures` (now added as a new permission) they can do all the various structure activities including the unlocking of a structure locked by another user.

To make structure permission management clearer and easier to find, a new 'wiki structure' section has been created in the permission tables.

For details of all these additions see the [Structure documentation page](#).

# 1.41. Structure tools added to the top page and permissions 'tidy-up'

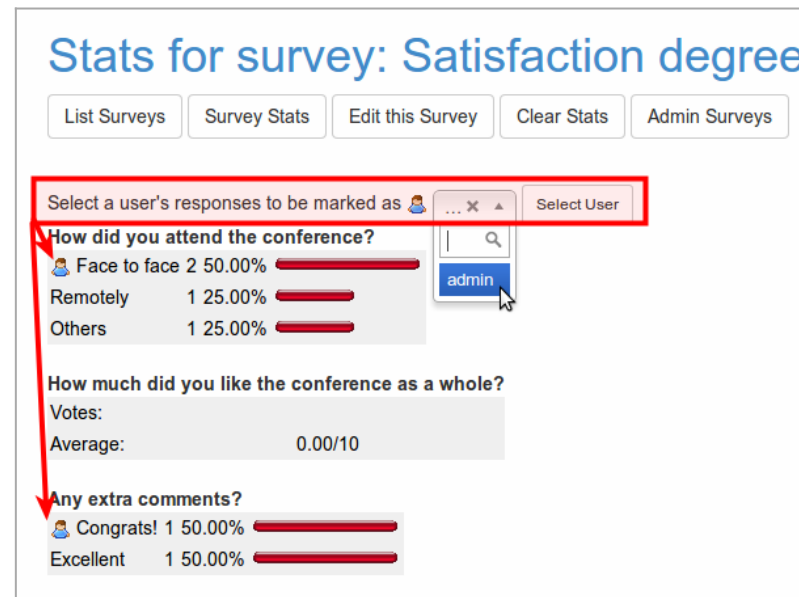
From Tiki15 tools for the top page have been added so that the range of structure admin functions can be carried out on the top page of the Structure as well the individual pages. See the Structure editing documentation for more details.

In addition what permissions are needed to carry out the various Actions on a Structure have been clarified and made more consistent. See the Structure permissions documentation for more details.

# 1.42. Surveys improved

There have been a few improvements to surveys:

- Use sefurl for take\_survey links
- Make questions (drag & drop) sortable on admin questions
- Allow control of the textarea toolbar per question, and add a "c" option to use the "comments" minimal toolbar
- Added options for header type - newpage triggers pagination mode and inserts a page "break", and tag allows setting of heading type (default is h3)
- Object permissions used for take survey and view stats
- Allow showing of user's voted option in survey states
- Added a drop down selector for user to show icon next to responses in stats, and other minor fixes



Click to expand

See Surveys

# 1.43. Tablesorter

The tablesorter usage has been extended to new features like:

- List of wiki pages (tiki-listpages.php),
- List of forums (tiki-forums.php),
- Topic list for a forum (tiki-view\_forum.php),
- Forums Administration (tiki-admin\_forums.php)

See Tablesorter

# 1.44. Temporary User Accounts

Temporary users cannot login the usual way but instead do so via an autologin URL that is associated with a Token. These temporary users will be deleted (but can be set to be preserved in Admin Tokens) once the validity period is over. Normally, these users should have read-only access. Nevertheless, if you are allowing these users to submit information, e.g. fill in a tracker form, make sure to ask for their information again in those forms. You can use this feature through:

**Admin Users > Temporary Users (tab)**

(Related commit: r56888)

# 1.45. Terms and Conditions improved

- Added terms and conditions feature to manage terms page and make sure users approved the latest approved terms before accessing the site

<http://sourceforge.net/p/tikiwiki/code/49418/>

- Added age validation prior to user conditions

<http://sourceforge.net/p/tikiwiki/code/49483/>

# 1.46. Themes



# 1.47. Themes

File design.css has been renamed to tiki.css.

Some style themes have been converted to #Bootstrap (maybe at different degrees of completion at the time of this writing):

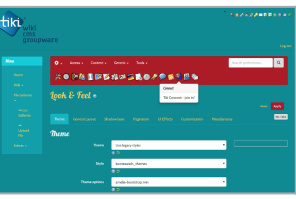
- Fivealive
- Jgui
- TheNews

And some new Themes have been added:

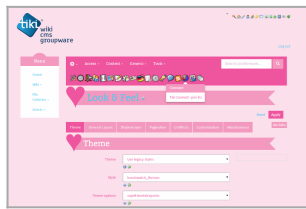
- Bootswatch themes. See [bootswatch.com](http://bootswatch.com) for more information (r50408, r50790)
  - Amelia
  - Cerulean
  - Cupid
  - Darkly
  - Lumen
  - Shamrock
  - Superhero
  - Yeti
  - ...*and many more*

---

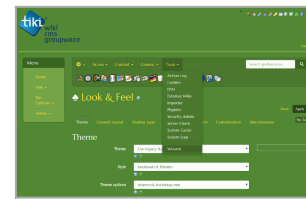
Some Bootswatch themes incorporated



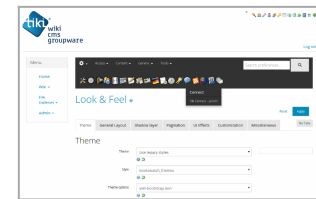
Amelia - Click to expand



Cupid - Click to expand



Shamrock - Click to expand



Yeti - Click to expand

- To use them (for instance, "cerulean"), you can select them at the panel **Admin home > Look and Feel:**
- Theme selection: **Bootstrap themes in the "styles" directory**
  - Theme: **bootswatch\_themes**
  - Theme options: **cerulean**

## 1.47.1. Theme refactoring

In addition, there has been some refactoring in the way to handle theme styles. See:

- <https://themes.tiki.org/Concept+and+Design>
- <https://themes.tiki.org/How+To+Add+a+New+Theme>

In short, you can define colors in variables, in apply those variables to other css selectors. See:

<http://themes.tiki.org/Using+the+Less+CSS+pre-processor+with+Tiki>

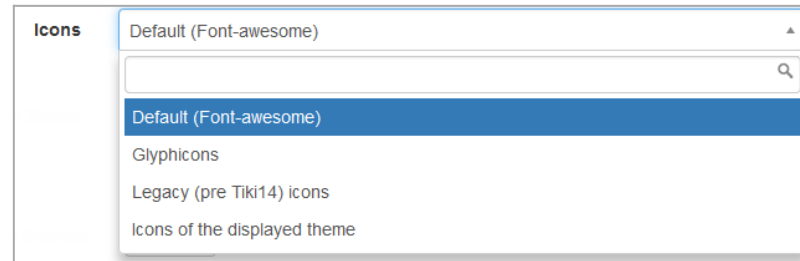
In addition, if you use the Newsletters feature, please note that placement of the newsletter.css has changed with the new bootstrap theme architecture. Since Tiki version 14, the customised **newsletter.css** file should be placed in either one of the next folders:

- `/themes/yourtheme/css/`
- `/themes/yourtheme/options/youroption/css/`

# 1.47.2. Icon sets

The reason for having different iconsets is the same as for having different themes, users are given the freedom to choose whichever they like and to customize/create new ones if they don't like what is shipped with Tiki.

There are different sets of icons available in the Look&Feel control panel.



Click to expand

Options:

- **Default (Font-awesome):** The default system icon set using Font-awesome, see <http://fontawesome.github.io/Font-Awesome/icons/>
- **Glyphicons :** Glyphicon focused iconset, see <http://getbootstrap.com/components/>
- **Legacy (pre Tiki14) icons:** Legacy (pre Tiki14) icons, mainly using famfamfam images, see <http://www.famfamfam.com/lab/icons/silk/>
- **Icons of the displayed theme:** This option is for advanced administrators. Icon sets are applied for all themes, except when the setting "Icons of the displayed theme" is applied. In this case the theme is displayed always using the icon set defined for that theme (eg: defined in /themes/mytheme/icons/mytheme.php)

More information:

- <https://themes.tiki.org/Icons>
- <http://dev.tiki.org/Icons>
- [http://dev.tiki.org/Tiki14#Icon\\_Sets](http://dev.tiki.org/Tiki14#Icon_Sets)

# 1.48. Time Ago Date Formatting

Optional *fuzzy* date formatting throughout Tiki, such as "Last modified 5 minutes ago" or "Created 2 months ago" etc.

Added in r57081

# 1.49. Trackers

Trackers improved in a few places:

- Added an articles field type, allowing to attach articles to a tracker item.  
<http://sourceforge.net/p/tikiwiki/code/50708>
- Allow creating of associated tracker item for article.  
<http://sourceforge.net/p/tikiwiki/code/51203/>
- Ability to link wiki pages to tracker items (not just through page field but through text fields) and associated functionality <http://sourceforge.net/p/tikiwiki/code/50769/>

In addition:

# 1.49.1. Service\_inline to display info from linked trackers

When using linked trackers with fields "item link/items list", if you use custom smarty templates, you might be able to include some view of the other tracker using {service\_inline} and likely a custom tracker item template file. See more information.

# 1.49.2. Tracker Tabular

A new system to import / export tracker data, called "Tracker Tabular", has been implemented.

# 1.49.3. Tracker Field 'Computed' extended

Three new options have been added to the display of the Computed tracker field, in a similar fashion to the existing options in the numeric field:

- Decimal Places:

Amount of decimals to preserve before rounding.

- Decimal separator when displaying data:

Single character. Use c for comma, d for dot or s for space. The valid decimal separator when inserting numbers may depend on site language and web browser. See documentation for more details.

- Thousand separator when displaying data

Single character, Use c for comma, d for dot or s for space. When inserting data no thousands separator is needed.

See: Computed Tracker Field



# 1.49.4. Tracker Field 'Mathematical Calculation' extended

Some new operators and functions are added to the advanced rating language in Tiki 14.x, which can be used in trackers through the Mathematical Calculation Tracker Field

See [#Advanced\\_Rating](#)

# 1.50. Unified index improvements

Some extra information have been exposed at the Unified Index for the features than take profit of it like the Stored Search and similar:

- **hits**
- **lastpost\_title**
- **lastpost\_modification\_date**
- **lastpost\_contributors**
- **lastpost\_post\_content**
- **lastpost\_post\_snippet**
- **lastpost\_hits**
- **lastpost\_thread\_id**

# 1.51. User Encryption

See User Encryption

# 1.52. Validation syntax

Validation (in tracker fields and other areas of Tiki where some validation rules can be defined) require no more escaping of backslashes. Thus, this former regular expression worked in Tiki 12 LTS:

## Regular expression for positive numbers in 12.x

```
^[0]{1}$|^(?!0*[.,]0*$|[,.]0*$|0*$)\\d+[.,]?\\d{0,2}$
```

...but it needs to be converted for 14.x into:

## Regular expression for positive numbers in 14.x

```
^[0]{1}$|^(?!0*[.,]0*$|[,.]0*$|0*$)\\d+[.,]?\\d{0,2}$
```

See Regular Expressions

# 1.53. ViewerJS

Support has been added for ViewerJS, which will allow your site to easily display embedded PDF documents, as well as presentations, spreadsheets and other documents without any external dependencies. This external library needs separate installation in Tiki (it cannot be included by default due to licensing issues, but it is fairly easy to add). See [PDF#ViewerJS](#).

# 1.54. Wiki Argument Variables

New Wiki Argument Variables added, useful in cases when feature Flagged Revisions is enabled (such as environment following ISO9001 quality certification, where revision approval is needed for document versions):

```
{{currentVersion}} (current version being displayed of the wiki page  
when revision approval is on; added in Tiki 14.0)  
{{currentVersionApprover}} (approver of the current version being displayed  
when revision approval is on; added in Tiki 14.0)  
{{currentVersionApproval}} (approval date, in short format, of the current version being displayed  
when revision approval is on; added in Tiki 14.0)  
{{currentVersionApproved}} (indicate whether current version being displayed of the wiki page  
is approved or not when revision approval is on; added in Tiki 14.0)
```

# 1.55. wikiLingo

wikiLingo has been added as experimental feature. (r49859, among other commits)

See [wikiLingo](#)

# 1.56. Wiki Plugins

New or improved plugins:



# 1.56.1. Plugin AjaxLoad

Available from 14.1, this plugin can be used to load HTML into a wiki page, from another page on the same site or an external site.

See [PluginAjaxLoad](#)

# 1.56.2. Plugin CatOrphans

This plugin was extended for Tiki14 and the update backported to Tiki12 to allow more Tiki objects to be checked whether they were categorised - prior to this update only wiki pages could be checked.

# 1.56.3. Plugin Data Channel

Improved. This plugin allows to use a manual template in a profile requests. It is possible to use a custom Smarty (ie. HTML) template to create the form that is used to collect user input for the datachannel. This provides for complete flexibility.

See: `PluginDataChannel`

# 1.56.4. Plugin FullWidthTitle

Creates a full page width title. You can use your own tpl file for the styling, and you can also indicate the source of the  
Icon that you want to use for that Title.

See `PluginFullWidthTitle`

# 1.56.5. Plugin GDgraph

Available from 14.0 (and backported to the 12.x branch in March '15) this plugin displays a graph/chart as an image using x,y pairs of data placed in the plugin body. The x,y pairs, or indeed the whole plugin format, could be generated by using another plugin eg TRACKERLIST or LIST.

This plugin is a simple alternative to using the more feature rich R plugin for web sites where it is not possible or easy to install all the necessary libraries, etc., on the server to enable the R plugin.

Only a bar chart option is currently available - other display options could be developed

# 1.56.6. Plugin Like

PluginLike allows users to assign a like button to particular objects, as seen on many social networking sites.  
See [PluginLike](#)

# 1.56.7. Plugin List

PluginList can be used with tablesorter. Use a {tablesorter} tag to add the tablesorter parameters.  
See PluginList

# 1.56.8. PluginListExecute

Since version 15.3, you can select columns and customize output of the table with items to be processed, using the same syntax as LIST - OUTPUT command, which also allows for context filtering and inline edition of records before mass execution of actions on groups of items.

Added Advanced Rating calculations as ListExecute actions

See PluginListExecute



# 1.56.9. Plugin Tour

Quick and easy way to build your product tours with Bootstrap Popovers. This plugin makes page tours using bootstrap-tour.

See [PluginTour](#)

# 1.56.10. Plugin Tracker

Plugin tracker's transaction feature enables a sequence of trackers to be chained into a single transaction, which is submitted only after the user submits the last tracker form. Otherwise the transaction is cancelled.

In addition, wiki page templates can be used for email notifications using the "**wiki:page name tpl**" format instead of template\_name.tpl files in the templates/mail dir. Tiki will use a page "page name subject tpl" if found.

See PluginTracker

# 1.56.11. Plugin UserInGroup

Use this wiki plugin to check whether a specific user is in a designated Group and to display defined text for either case.

See [Plugin UserInGroup](#)

# 1.56.12. Plugin XMLUpdate

Allows multiple elements of an XML file stored in a File Gallery to be updated - the File Gallery (at present) must store all files in a Directory instead of using the database storage option.

See Plugin XMLUpdate

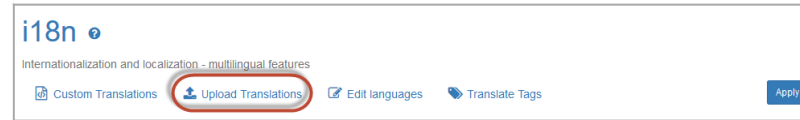
# 1.57. Wiki Structures

A wiki structure can be **locked** since Tiki15, meaning that the pages that are in a structure and the order/hierarchy of these pages can only be changed by the locking user. A new preference and new permissions to lock/unlock or to admin the whole structure are introduced associated with this improvement, as well as a new section in the permissions management UI.

See Structure User

# 1.58. Upload and download translations

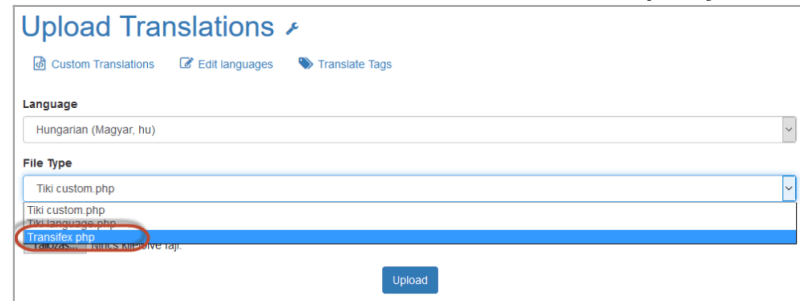
It is possible to upload translation files from the user interface.



Click to expand

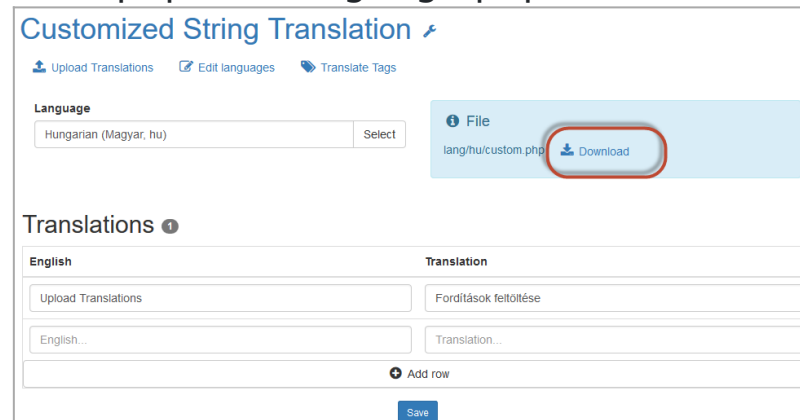
Allowed file types:

- Tiki custom.php: a custom.php file with your custom translations
- Tiki language.php: a regular Tiki translation file
- Transifex php: a translation file from Transifex Tiki translation project (<https://www.transifex.com/tiki/>)

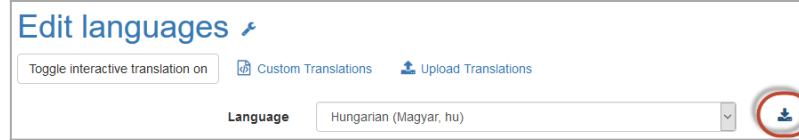


Click to expand

It is also possible to download custom.php and language.php files for a selected language from the frontend



Click to expand



Click to expand

# Known Installation Issues

# Timeout when installing with InnoDB option

We are aware that a minority of users have timeout issues when choosing InnoDB instead of MyISAM as the database engine in the web installer. This is not a new issue and affected Tiki 12.2 also. This affects only certain server environments. The workaround for this problem is to install using MyISAM and then running `db/tiki_convert_myisam_to_innodb.sql` in order to convert the databases to InnoDB.



# Problem with installing in subdirectory with a tilda

Users have reported problems with installing in subdirectories with a tilda (~) in the URL. This problem affects Tiki 12 too.

# Upgrade

You need intl, curl and dom extensions in PHP5 (ext-intl & ext-curl & ext-xml). See above the section `#Server_requirements` for more instructions.

# Theme upgrade notes

When upgrading an old site, you will experience disruptions in visual look and feel, but at the same time you will see much improvement to a modern and responsive look.

Nevertheless, you will need to upgrade your theme to Bootstrap, or choose a theme which is bootstrap-ready from somewhere else. Also, some reconfiguration will be required. Please see below.

For more information, see:

- <http://themes.tiki.org/Bootstrap>
- <http://themes.tiki.org/Bootstrap+-+CSS+Development>
- <http://themes.tiki.org/Bootstrap+-+Smarty+Templates>

Since file `design.css` has been renamed to `tiki.css`, any customization to that `design.css` file on disk must be ported to the new `tiki.css`

# Top and topbar modules

Note that top and topbar modules will now go full width by default. You will find that things like search and menu bars might be full width which is not what you want. To reduce their width, go to Admin..Modules and set under "Appearance" a "Containing Class".

For example, if you set the containing class to col-md-9 (e.g. the top menu on Tiki.org sites), the module will take up 9 out of the 12 columns of the bootstrap grid. If you set the containing class to col-md-3 (e.g. the top search bar module on Tiki.org sites), the module will only take up 3 out of 12 columns of the bootstrap grid.

# jQuery-UI Theme may need to be set to something

In Tiki 12 you might have set the JQuery-UI theme to None in order to avoid other issues, but now in Tiki 13 you might find that jQuery-UI popups might have a transparent background. To fix this, simply set the jQuery-UI theme to something or reset it to the default.

# Bootstrap style menus

If you have menus using the following syntax, e.g. in custom modules:

```
{menu id=42 css=y type=vert}
```

You will need to add bootstrap=y on order to get the bootstrap version

```
{menu id=42 bootstrap=y css=y type=vert}
```

Bootstrap has a mobile focused approach and so prefers to have one level deep menus as these are considered best for mobile devices. So for bootstrap style menus you should have section level 0 and options at Tiki menu administration.

If you want a deeper menu structure than set the "Use Bootstrap menus" option at module administration to "n" in order to escape Bootstrap styling and preserve multi-level menus (section level 1, section level 2, section level 3).

Edit this assigned module: menu

Module Name

Displays a menu or a structure as a menu.

**Basic** **Module** **Appearance** **Visibility**

**Menu**

Identifier of a menu (from tiki-admin\_menus.php)

**Structure**

Identifier of a structure of wiki pages (name or number from tiki-admin\_structures.php)

**Type**

Direction for menu: horiz or vert (default vert)

**Use Bootstrap menus**

(y/n) - Default: y

**Show Navbar Toggle Button**

Used in Bootstrap navbar menus when viewport is too narrow for menu items (y/n) - Default: y

**CSS/Superfish**

Use CSS Superfish menu (if bootstrap = n). y/n (default y)

Click to expand

Use bootstrap=n in case you include a menu in a custom module or tpl.

```
{menu id=42 bootstrap=n css=y type=vert}
```

# Convert PluginSplit to PluginDiv

For fluid responsive flow of page elements in Tiki15 compared to Tiki12, you need to replace PluginSplit calls with the appropriate PluginDiv equivalent calls.

For instance, this plugin Split

```
{BOX()} {SPLIT(colsize="25%|75%")} Foo --- Bar {SPLIT} {BOX}
```

which produces this output:

Foo	Bar
-----	-----

Should be replaced with these other Plugin Divs:

```
{BOX()} {DIV(class="col-sm-3")} Foo {DIV} {DIV(class="col-sm-9")} Bar {DIV} {BOX}
```

which produces this other output:

Foo  
Bar

# Behavior change of Tracker field "Dropdown with other"

The default behavior of the tracker field "Dropdown with other" changed in Tiki 15, due to some validation issues with previous behavior

You need to select the option "other" in the dropdown (in lowercase) for the extra input text field to be shown for the user.



# Behavior change of Tracker field "Item Link"

In some cases you will need to change the "**One item per value**" property of the field to "*Display only one item for each label*" (from "*Displays all the items for a same label with a notation value (itemId)*") to maintain the previous behaviour as the `multi` option now works correctly.

# Floated box class styles are now redundant

Instances of div classes in wiki text etc. (such as divs thirdfloat, to have display in 3 cols), should be replaced by  
Bootstrap grid divs.

More information:

<http://themes.tiki.org/Floated+box+demo>

# Plugins need approval

After upgrading, if you have plugins throughout the site that need approval, you can goto [tiki-plugins.php](#) (as a admin) to approve them all. There is a button at the bottom of that page to approve all plugins.

# Themes

Since the structure of themes changed significantly for Tiki14, the main task is expected to be to upgrade custom themes. And you may have to re-select the theme style you want to use, through the Look & Feel control panel.

Please note:

- your old css files will probably need to be reviewed modified as many selectors have been adjusted to bootstrap
- an upgrade patch is provided that modifies your database. The change is focusing on removing ".css" from the end of the theme values in as shown below:

```
UPDATE `tiki_preferences` SET `name` = 'theme' WHERE `name` = 'theme_active'; UPDATE `tiki_preferences` SET  
  `name` = 'theme_option', `value` = REPLACE(`value`, '.css', '') WHERE `name` = 'style_option'; UPDATE  
  `tiki_user_preferences` SET `value` = REPLACE(`value`, '.css', '') WHERE `prefName` = 'theme'; UPDATE  
  `tiki_user_preferences` SET `prefName` = 'theme_option', `value` = REPLACE(`value`, '.css', '') WHERE `prefName`  
    = 'theme-option'; UPDATE `tiki_theme_control_categs` SET `theme` = REPLACE(`theme`, '.css', ''); UPDATE  
  `tiki_theme_control_objects` SET `theme` = REPLACE(`theme`, '.css', ''); UPDATE `tiki_theme_control_sections` SET  
    `theme` = REPLACE(`theme`, '.css', ''); UPDATE `users_groups` SET `groupTheme` = REPLACE(`groupTheme`,  
      '.css', '');
```

If you want to provide some border to the icons in action bars, you can do so with extra css rules in the Custom CSS section of the Look And Feel Control panel:

```
.btn-link, .btn-link:hover, .btn-link:focus, .btn-link:active { border-color: lightgrey; }
```

If you want icons bigger, in general, you can increase their size 20%, for instance, by adding 1.2em size to their class

```
.icon { font-size: 1.2em; }
```

And if you use Less, you can have a border-color adapted to your current choice of theme is you use the variable: @button-hover-border-color , which is defined by each theme's variables.less file.

For more information on these theme-related topics, see the section about "Themes" above.

# Multilevel menus in modules

Menus in modules are now by default "bootstrap" menus, meaning that following bootstrap's idea they are suggested to be only one level deep.

If you have a deeper sublevel structure you need to set your menu module to be none-bootstrap to show all sublevels

BasicModuleAppearanceVisibility

Menu

43

Identifier of a menu (from tiki-admin\_menus.php)

Structure

Identifier of a structure of wiki pages (name or number from tiki-admin\_structures.php)

Type

Direction for menu: horiz or vert (default vert)

Use Bootstrap menus

n

( y / n ) - Default: y

Show Navbar Toggle Button

Used in Bootstrap navbar menus when viewport is too narrow for menu items ( y / n ) - Default: y

CSS class for the menu nav element

- Default: navbar navbar-default

CSS/Superfish

y

Use CSS Superfish menu (if bootstrap = n). y/n (default y)

Click to expand

# Regular Expressions in fields requiring validation

See above `#Validation_syntax`

# 'SSL connection error' or error displaying HomePage after upgrade of SSL enabled websites

If your SSL enabled website shows a port number in the address bar of the browser ( `http://www.example.com:80` for example) which results in a SSL connection error, then one way to fix the issue is to edit the `.htaccess` file in the tiki root directory, as follows:

**Add the comment "#" character to the start of the following line in `.htaccess`**

```
DirectoryIndex index.php
```

**Remove the comment "#" character from the start of the following line in `.htaccess`**

```
DirectoryIndex tiki-index_raw.php index.php
```

The ControlPanels | Login page | General Preferences has settings which should be checked post upgrade to ensure that they have transferred correctly for your installation. These include, amongst others:

- Protect all sessions with HTTPS
- Use HTTPS login
- HTTP Basic Authentication
- Users can choose to stay in SSL mode after an HTTPS login
- Users can switch between secured or standard mode at login
- HTTP port
- HTTPS port

Additionally, if the HomePage does not display correctly or shows a permission related error then the settings in ControlPanels | General | Navigation should be checked:

- Use Tiki feature as homepage
- Use custom homepage
- Wiki Home page
- Domain prefix handling
- Domain redirects

## JQuery selectors for forms

Since most html tables (mainly produced by Trackers, but also in other cases) have been replaced with html div's in the migration to Bootstrap in the last couple of Tiki releases, the former way in jquery to select a row in a form needs to be updated.

Or if using your custom templates in a Pretty Trackers setup, then you will need to surround your tracker fields with custom calls to plugin div, and refer in your PluginJQ call to those div id's, etc.

Ask in the developers list if you need more help on this topic (or consider hiring a Consultant to do the upgrade work for you, if that suits better your needs and possibilities).



# Potential Issue: Composer error

For people who install through *svn up* then *sh setup.sh*, at upgrading time the "c" command under certain conditions can blow up with a:

[RuntimeException]

could not scan for classes inside "vendor/smarty/smarty/libs/sysplugins/smarty\_security.php" which does not appear to be a file nor a folder.

This does not happen reliably, but it is easy to step around with a simple:

```
rm -rf vendor/smarty/
```

Then *sh setup.sh* works fine.

# General upgrade notes

Also, see the standard information about Upgrades in Tiki.

# Removed features

- Ability for users to toggle left or right columns on/off by themselves (a feature request to put this back exists)
- Ability to override/let user control Module area visibility in Admin...Look and Feel is not possible anymore. If there is a module to show in the area, it will show automatically.
- Nested wiki-plugins are not allowed in Custom Module anymore. It will cause a Smarty error.
- Metrics Dashboard

---

Pages linking to Tiki15

No pages link to Tiki15from12

---

Alias

---

Tiki15.0from12 | TikiWiki15from2 | TikiWiki15.0from2 | TikiWiki 15.0from2 | TikiWiki 15from2 | Tiki 15from2 | Tiki 15.0from2