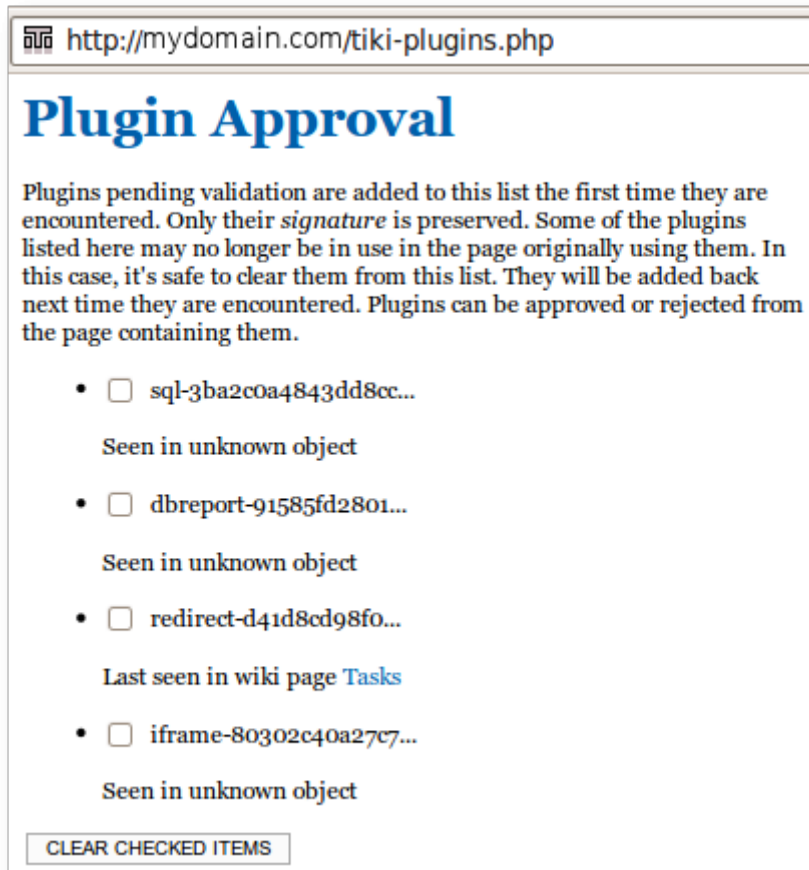


## Plugin Approval

Starting in [Tiki 3](#), the usage of potentially dangerous plugins needs to be validated in a case by case basis. An admin can do that through **tiki-plugins.php**.

A screenshot of a web browser window showing the 'Plugin Approval' page. The address bar displays 'http://mydomain.com/tiki-plugins.php'. The page title is 'Plugin Approval' in a large blue font. Below the title, there is a paragraph of text explaining that plugins pending validation are added to this list the first time they are encountered, and their signature is preserved. It notes that some plugins may no longer be in use, but they will be added back next time they are encountered. Plugins can be approved or rejected from the page containing them. Below this text, there is a list of four plugins, each with a checkbox and a description of where they were seen. The first plugin is 'sql-3ba2c0a4843dd8cc...' seen in an 'unknown object'. The second is 'dbreport-91585fd2801...' also seen in an 'unknown object'. The third is 'redirect-d41d8cd98fo...' last seen in the wiki page 'Tasks'. The fourth is 'iframe-80302c40a27c7...' seen in an 'unknown object'. At the bottom of the list, there is a button labeled 'CLEAR CHECKED ITEMS'.

Then, if you go to one of those pages listed in the previous list, you'll find a box with the option to see the details to that plugin usage. Users with the required permissions will be able to preview and validate or reject them.

Example from 8.x

This example shows the "**Approve all pending plugins**" button. Note the **Refresh** button that should be used after a Tiki upgrade; that process can take a very long time to reparse all of the pages of your Tiki site; you may have to perform that Refresh more than one time to fully reparse your site.

# Plugin Approval

## Tip

For security, grant the **tiki\_p\_plugin\_approve** permission only to trusted user groups. Use the [Admin: Text Area](#) page to deactivate potentially risky plugins.





This page lists the plugins that require validation, the first time they are encountered. Each plugin contains a unique *signature* that is preserved.

When you upgrade from an old version, you may need to reparse all the pages. [Refresh](#)

If a plugin is no longer in use (for example, it has been removed from the wiki page), use **Clear** to remove it from this list. The plugin will automatically be added if it is encountered.

Plugins can be individually previewed, approved, or rejected from the particular location that contains the plugin. For security, you should review each plugin to ensure it is safe to approve.

Filter:

<input type="checkbox"/>	Plugin	Location	Added By	Actions
<input type="checkbox"/>	<b>html</b> Signature: 65a3b2e61e2cb98...	Unknown	petjal	 
<input type="checkbox"/>	<b>html</b> Signature: 91e1eff17f558e0...	Unknown	petjal	 

Perform action with checked:  or

[Approve all pending plugins](#)

## Warning

Using **Approve** or **Approve All** will approve and activate the pending plugins. Use this feature **only** if you have verified that all the pending plugins are safe.

Related:

- [Wiki Plugins](#)
- [Plugin Security](#)

Alias names for this page:

[Approving Plugins](#)

Keywords

- approve all plugins
- approve all pending plugins
- approve pending plugins
- approving all plugins
- approving all pending plugins
- approving pending plugins