

Plugin Attach

This [wiki plugin](#) displays an attachment or a list of attachments. It currently works with wiki pages and tracker items.

Parameters

Plugin Manager error: attach plugin not found

More tips on how the plugin works

- Only files listed as an attachment at the bottom of a page are captured by this plugin.
 - That means that images that have been uploaded through the "Upload picture:" option on the edit panel or uploaded to an image or file gallery and only linked to on the page will not be included. Other types of files (other than images) uploaded in the edit panel will be included because they appear in the list of attachments.
- To link directly to a single attachment, one (and only one) of the following parameters should be used: *name*, *file*, *id*, *num*
- To list attachments, use: *page* or *all*
- Performance problems in versions prior to 3.0 (fixed in 3.0):
 - The *bullets* parameter doesn't appear to work
 - The list produced with the *all* parameter is poorly formatted
 - A patch for these problems can be found at http://dev.tiki.org/tiki-view_tracker_item.php?itemId=2475

Examples




These examples use the attachments on this page. Expand the list of attachments at the bottom of this page to see how the attachment information is used or displayed in the following examples.

Using icon, showdesc and dls parameters

This code,

```
{ATTACH(icon="1" showdesc="1" dls="1")} {ATTACH}
```

Would produce on this site:

 Right arrow
 Logo for TikiWiki doc site
 This is an example file attachment

Using Order Number and Custom Link Text

This code,

```
{ATTACH(num="2" icon="1" dls="1" inline="1")}This is the second attachment to this page  
{ATTACH}
```

Would produce on this site:

 This is the second attachment to this page

Using the ID Number and File Name

This code,

```
{ATTACH(id="10" icon="1" dls="1")} {ATTACH}
```

Would produce on this site:

