

Forums User

Some [screenshots](#) need to be replaced to similar English version

Feature Overview

Welcome to one of the most interesting features in Tiki: the forums system, the concepts are very simple:

- A forum is a collection of topics (also called threads) about a subject. You can have a forum to discuss a product, movies, sports, the weather; anything you think of.
- A topic/thread is a collection of messages (also called posts) in a particular forum.
- A post/message is a message a user has submitted about a particular topic.

name	topics	posts	ppd	last post	visits
About tikiwiki.org adm <i>That forum is dedicated to open discussions about the website tikiwiki.org ONLY, its usability, configuration, and features. It can be used to suggest something or to ask for comments, if you want to declare a bug or a typo use the track...</i>	8	23	0.37	Wed 03 of Sep, 2003 [12:37] <i>Re:IE 5.0 crashes</i> by patvdy	1393
TikiWiki development					
Tikiwiki Development adm <i>Forum for developers to discuss future features and releases.</i>	12	36	0.59	Thu 04 of Sep, 2003 [06:52] <i>Re:There needs to be a COMMENT # feature</i> by Chealer9	690
Tikiwiki Documentation adm <i>This will be the place we figure out how to most effectively use TikiWiki to create effective and easily distributable documentation. Topics may include howtos, content standards, printing utilities, incorporating graphics and other obj...</i>	4	8	0.13	Sat 30 of Aug, 2003 [00:05] <i>Re:New templates</i> by jbutler	751
Tikiwiki SF Trackers adm <i>(Read-only) view on the sourceForge bug trackers. Please do not post in this forum!</i>	725	725	22.66	Tue 05 of Aug, 2003 [05:11] by	753
Tikiwiki support					
Tikiwiki Architecture/Installation adm <i>Issues related to: hardware, OS, webserver, mysql, Tiki installation</i>	23	70	23.33	Fri 05 of Sep, 2003 [11:16] <i>Re:Gallery problem, image won't show</i> by patvdy	417
Tikiwiki Features/Usability adm <i>Discussion about features and usability of Tiki.</i>	58	179	3.20	Fri 05 of Sep, 2003 [11:08] <i>Re:Creating a Publishable Document from Wikis</i> by patvdy	3018

Introduction

The forums menu in the application menu displays 2 links, one to the forum listing and another to the forum rankings.

As a user you can enter the forums section clicking the forums link in the application menu.

You can order the forum listing as you want and you can click on the forum name to enter the forum.

When you enter to a forum a list of topics will be displayed:

moderator actions								queued messages:0	
	type	title		replies	reads	pts	last post	author	
<input type="checkbox"/>		Creating a Publishable Document from Wikis		1	7	0.00	Fri 05 of Sep, 2003 [11:08] <i>Re: Creating a Publishable Document from Wikis by patvdu</i>	nehal	
<input type="checkbox"/>		Problems with first post in a forum		1	4	0.00	Fri 05 of Sep, 2003 [11:06] <i>Re: Problems with first post in a forum by patvdu</i>	nehal	
<input type="checkbox"/>		User permissions in galleries		1	8	0.00	Fri 05 of Sep, 2003 [11:04] <i>Re: User permissions in galleries by patvdu</i>	bzahn	
<input type="checkbox"/>		RSS links		12	55	0.00	Fri 05 of Sep, 2003 [11:03] <i>Re: Re: RSS links by patvdu</i>	elgerts	
<input type="checkbox"/>		Features missing in install?		8	36	0.00	Fri 05 of Sep, 2003 [10:55] <i>Re: Re: MULTILANGUAGE by patvdu</i>	elgerts	
<input type="checkbox"/>		Add a new user in Tiki v1.7.1.1 doing nothing		3	28	0.00	Fri 05 of Sep, 2003 [07:45] <i>Re: Add a new user in Tiki v1.7.1.1 doing nothing by jim</i>	jim	
<input type="checkbox"/>		Integration		5	65	0.00	Thu 04 of Sep, 2003 [23:34] <i>Re: Integration by patvdu</i>	rickdier	
<input type="checkbox"/>		relative images path and importing dumps		5	27	0.00	Thu 04 of Sep, 2003 [23:20] <i>Re: relative images path and importing dumps by patvdu</i>	interseb	
<input type="checkbox"/>		Enable Shoutbox on Right Side?		3	11	0.00	Thu 04 of Sep, 2003 [23:19] <i>Re: Enable Shoutbox on Right Side? by patvdu</i>	v3ggi32u	
<input type="checkbox"/>		Mobile		2	14	0.00	Thu 04 of Sep, 2003 [18:59] <i>Re: Re: Mobile by paperoz007</i>	paperoz007	
<input type="checkbox"/>		Logo on top and width		1	11	0.00	Thu 04 of Sep, 2003 [14:48] <i>Re: Logo on top and width by patvdu</i>	paperoz007	
<input type="checkbox"/>		Articles in the Nwl		0	3	0.00	Thu 04 of Sep, 2003 [13:46]	paperoz007	
<input type="checkbox"/>		Flash integration		1	21	0.00	Wed 03 of Sep, 2003 [18:58] <i>Re: Flash integration by gmslrs</i>	rroberts	
<input type="checkbox"/>		Menu Not Showing		7	32	0.00	Wed 03 of Sep, 2003 [18:58] <i>Re: Re: Menu Not Showing by mchurchward</i>	mchurchward	
<input type="checkbox"/>		how to CSS edit		2	19	0.00	Wed 03 of Sep, 2003 [15:36] <i>Re: how to CSS edit by patvdu</i>	bnuz	
<input type="checkbox"/>		Customizing User Registration		1	35	0.00	Wed 03 of Sep, 2003 [13:11] <i>Re: Customizing User Registration by patvdu</i>	hetulk	
<input type="checkbox"/>		Bug In Admin Calendars		1	10	0.00	Wed 03 of Sep, 2003 [13:02] <i>Re: Bug In Admin Calendars by patvdu</i>	BeastRider	
<input type="checkbox"/>		How to change first day of week?		3	20	0.00	Wed 03 of Sep, 2003 [12:45] <i>Re: How to change first day of week? by patvdu</i>	mburger	
<input type="checkbox"/>		Allow HTML in Wiki default to checked?		1	8	0.00	Wed 03 of Sep, 2003 [01:01] <i>Re: Allow HTML in Wiki default to checked? by patvdu</i>	terris	
<input type="checkbox"/>		VERY SLOW: edit page with ext. links		1	7	0.00	Wed 03 of Sep, 2003 [00:38] <i>Re: VERY SLOW: edit page with ext. links by patvdu</i>	kaizensws	

Topics are listed using the default ordering for topics set for the forum, as a user you can order the topics by any of the fields in the topic listing. The type is used to classify topics (more on this later). When the type icon is shown reddish (as in this case) the topic is new for the user. If you have the permission to post a topic you will see a link to display/hide the form to post a new topic. This is the form when displayed:

Post
preview post
smileys

Title

Type normal

Quicklinks **B** *I* U

Comment

Attach file

You will have to enter the title for the topic, the type and the comment (the topic text), you can use some smileys shown at the right if you want. The topic-type that you can set will be normal unless you are an admin for this forum, in which case you can use any type. Topics type are described next:

Type	Icon	Description
Normal		A normal topic
Hot		A hot topic, a topic that is very important or polemical or anything you consider hot
Announce		An announcement
Sticky		A sticky topic will be displayed on top of the list of topics regardless of the ordering selected for topics.
Locked		A locked topic is a topic where users cannot post messages, admins can lock a topic by changing the type of any topic to locked

If you click on the topic name for any topic a list of topic messages will be displayed:

Integration

rickdier
posts:5

I'm already using IPB forums to a high level of satisfaction, but thinking on integrating Tikiwiki with it. How do I use single sign on for tikiwiki, IPB forums and other applications not included with tiki. (job board, dating, ads,...)?

on: Sun 17 of Aug, 2003 [21:21] score: 0.00 **Vote:** 1 2 3 4 5 reads: 66

[[Show Post Form](#) | [Hide Post Form](#)] [[prev topic](#) | [next topic](#)]

Comments: 20 | Sort: Date | Threshold: All | Search: | set | Top

Moderator actions

delete selected | Move to topic: release_eta_carinea_rc1 | move | queued:0

author	message
 patvdy posts:81	<p>Re:Integration</p> <p>I am not a Tiki expert neither very knowledgeable about the Nuke softwares. However, I would say that Tiki is very different both in concepts and architecture. One important factor would be to see how different the data models of both application are.</p> <p>Regards, Pat.</p> <p>on: Thu 04 of Sep, 2003 [23:34] score: 0.00 Vote: 1 2 3 4 5</p>
 rickdier posts:5	<p>Re:Integration</p> <p>this link (http://mods.ibplanet.com/db/?mod=1755) addresses the php-nuke/invision forums integration. How similar is php-nuke to tikiwiki and how easy would it be to modify this tool to integrate tikiwiki to invision forums? The question may be stupid, but I'd better ask</p> <p>on: Thu 04 of Sep, 2003 [00:16] score: 0.00 Vote: 1 2 3 4 5</p>

From this screen you can post new messages (if you have the permission), edit or remove messages (again if you have the permission) and quote a message if you want. The form to post a message for a topic is almost identical to the form used to post a new topic.

The toolbar can be used to sort messages by date, score or title, limit the minimum score for a message to be displayed (threshold) or find messages containing some word.

Forum Rankings

The forum rankings screen can be used to display rankings for the forums.

Forums last topics (Topic date)		
1)	Tikiwiki SF Trackers: [tikiwiki-Feature Requests-797426] XForms - The Next Generation of Web Forms	Friday 05 of September, 2003 [12:20:46 UTC]
2)	Tikiwiki SF Trackers: [tikiwiki-Feature Requests-800857] Rename Wiki page should preserve watches	Friday 05 of September, 2003 [05:19:32 UTC]
3)	Tikiwiki Architecture/Installation: Install problem with current CVS	Friday 05 of September, 2003 [04:13:41 UTC]
4)	Tikiwiki Architecture/Installation: Gallery problem, image won't show	Friday 05 of September, 2003 [02:40:04 UTC]
5)	Tikiwiki Features/Usability: User permissions in galleries	Friday 05 of September, 2003 [02:39:43 UTC]
6)	Tikiwiki Architecture/Installation: Problems with GD and/or Imagick on Win2K/IIS server	Friday 05 of September, 2003 [01:57:28 UTC]
7)	Tikiwiki SF Trackers: [tikiwiki-Bugs-800795] Cache: Does Not Work With Frames?	Friday 05 of September, 2003 [01:56:31 UTC]
8)	Tikiwiki SF Trackers: [tikiwiki-Bugs-800792] Directory: Sorts Only One Page of Results	Friday 05 of September, 2003 [01:56:30 UTC]
9)	Tikiwiki Features/Usability: Problems with first post in a forum	Thursday 04 of September, 2003 [22:45:56 UTC]
10)	Tikiwiki Features/Usability: Creating a Publishable Document from Wikis	Thursday 04 of September, 2003 [22:43:06 UTC]

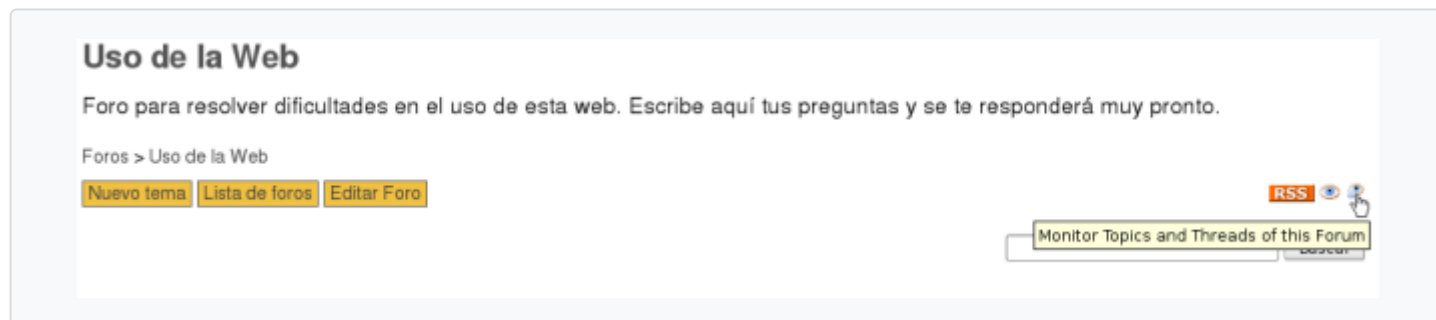
How to get the forum messages by email ?

There are five ways to monitor messages:

1.1.1. Monitor all messages from the forum

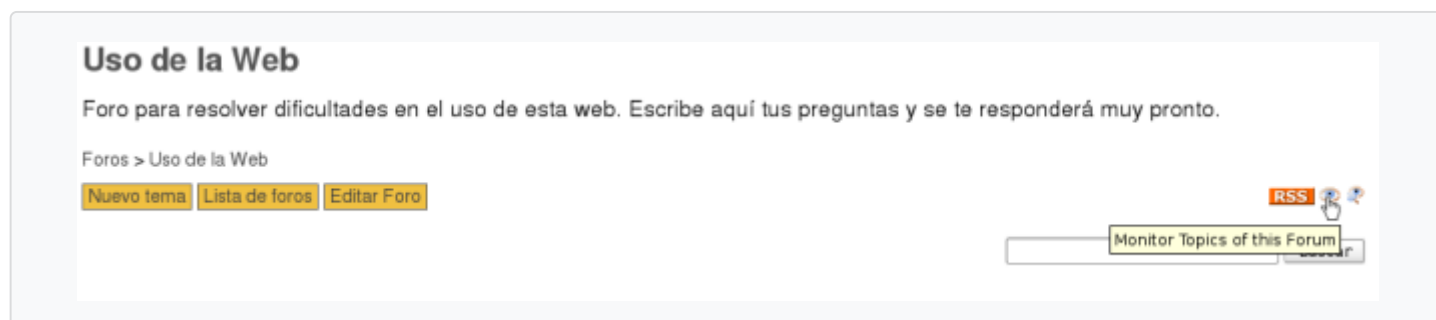
Like it usually works in email lists: copies are received from the initial messages (new topics) from all the new discussion threads, as well as from all their answers.

You need to click on the right icon when looking at the topics list from a forum. For instance:



1.1.2. Monitor only the initial message from all the new discussion threads from this forum.

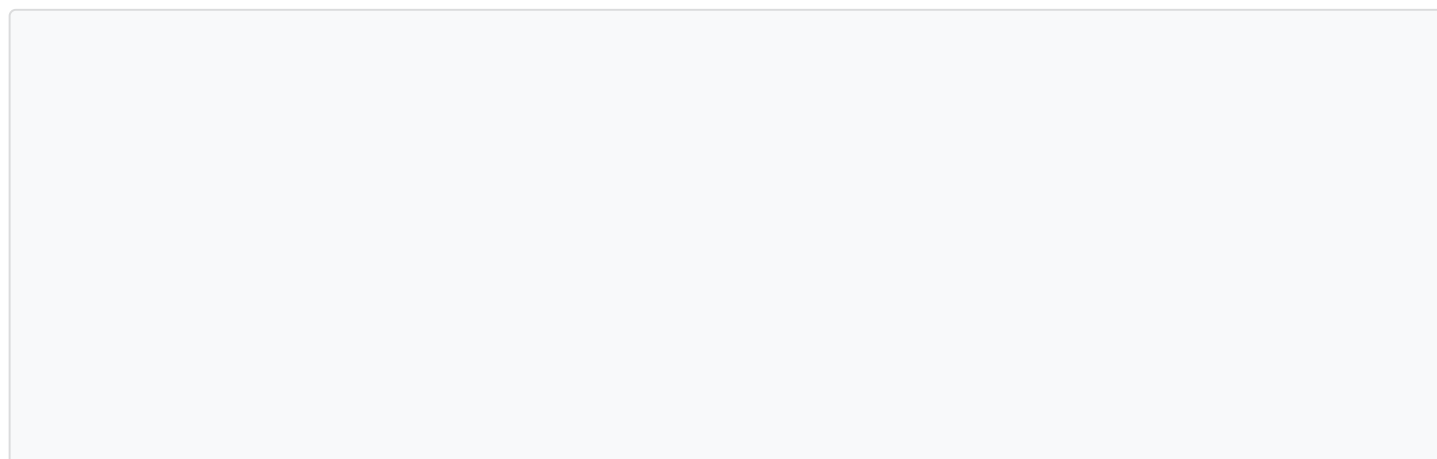
You need to click in the eye icon on the left when looking at the topics list of a forum. For instance:

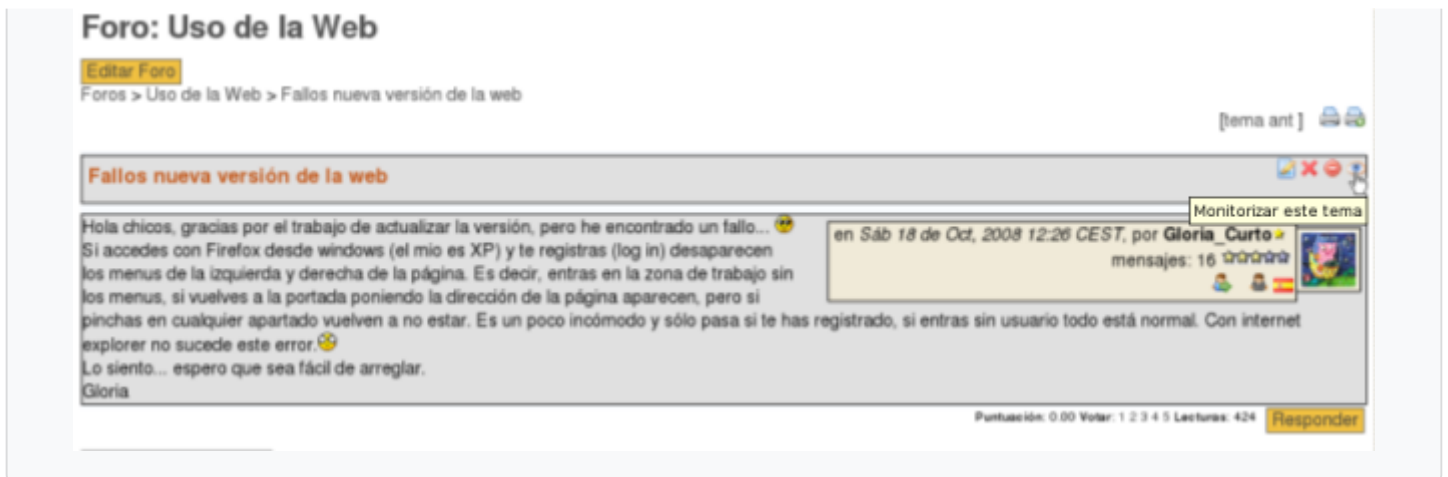


(this way, you don't automatically get by email the answers from the new discussion threads, if we don't subscribe to them; see next step)

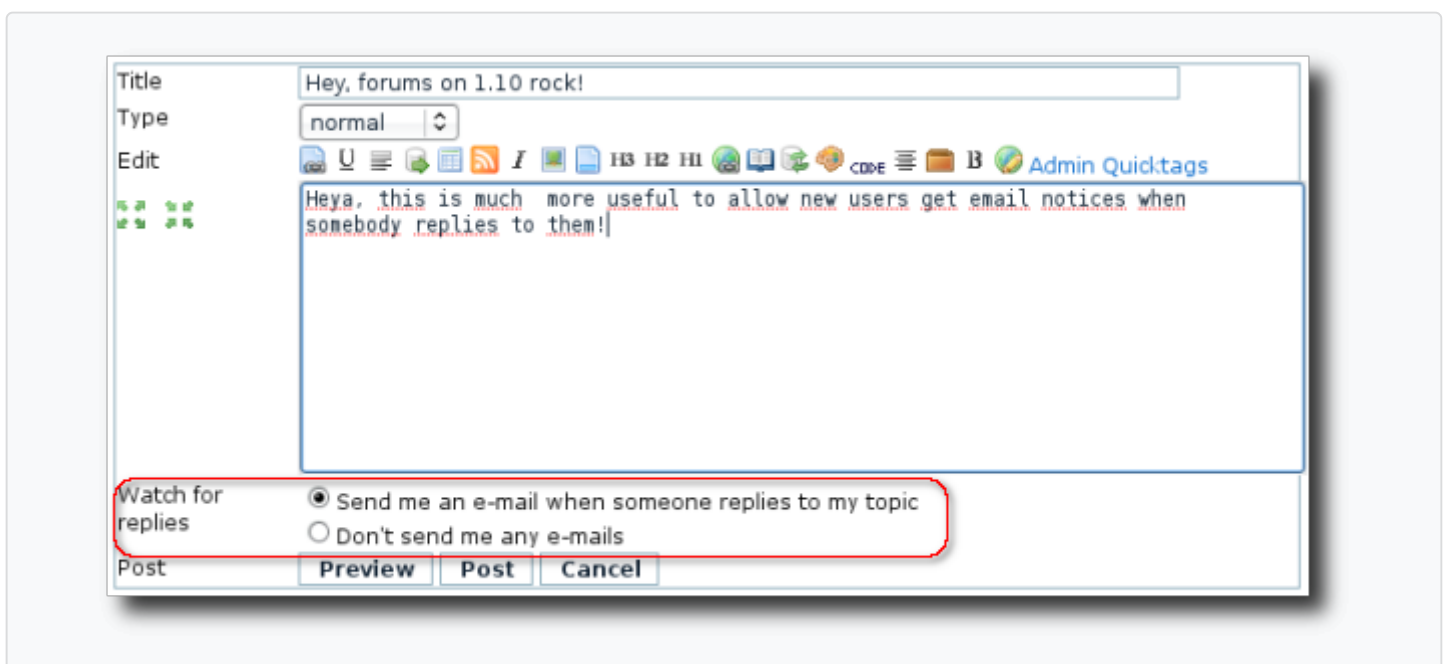
1.1.3. Monitor the answers to specific discussion threads.

You need to click on a specific discussion thread in a forum, and click on the eye icon on the right of the initial message from that discussion thread. For instance:





On 2.0, when you start a new thread you have the option to select monitoring that thread just at posting time (and selected by default):



1.1.4. Monitor the forum by "group watch"

An admin of the site can set up your tiki to send messages to selected groups of users when there are some changes in objects of the tiki site, such as a forum. Once [Group watch](#) is enabled tiki wide by an admin, a few new icons will show up to the right of the previous ones, allowing the admin to set which groups have to receive emails:



1.1.5. Monitor the forum by categories

Additionally, in Tiki 2.0 you can [watch](#) a categorized forum through watching the category that it belongs to.

Related links

For more information:

- [Forum admin](#)
- [Forum and Mailing List Synchronization](#)
- [Forum](#)
- The actual [help forum](#) where you can post your questions

Alias names for this page:

[Forums User](#) | [ForumsUser](#) | [ForumUser](#) | [Forums Listing](#)