Community Currencies (CC)

This feature has been introduced in Tiki6, and it allows to use community-defined currencies to support trading within Barter Networks using a community-trust based Payment system.

In its current design it requires an external free software package called **CCLite** to handle the transactions out of tiki. This is intentional, since the goal is that not only Tiki-based sites but also other Content Management Systems (Elgg, Joomla, Drupal, ...) can use the same CCLite installation to support intertrading among communities and softwares.

Basic Terminology

- "Registry": Barter Network

1.1. Tiki/Cclite Installation Instructions

1.2. Basic configuration (Tiki side)

You have to select CCLite as the payment system (done by the "Barter_Market" profile for you).

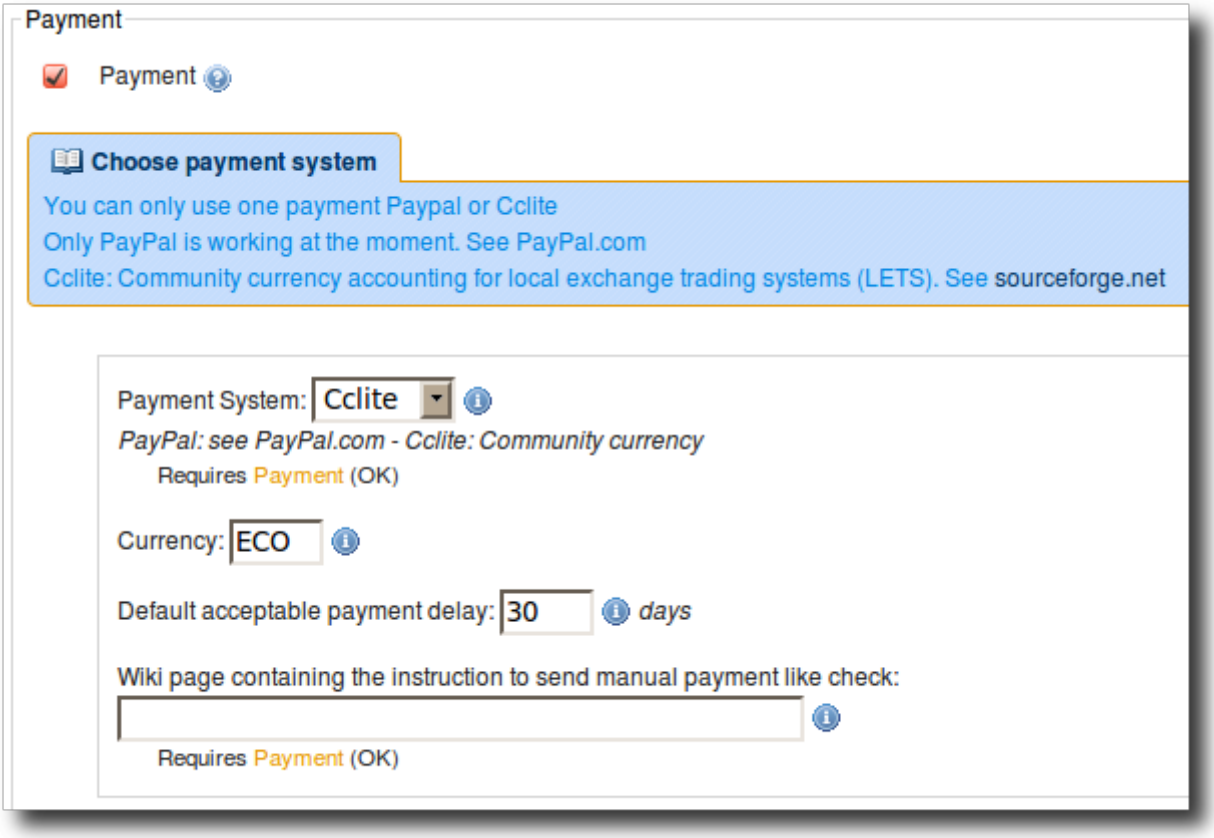

Then you have to provide the details for the CCLite installation, so that Tiki and CCLite can talk to each other properly. See an example below:

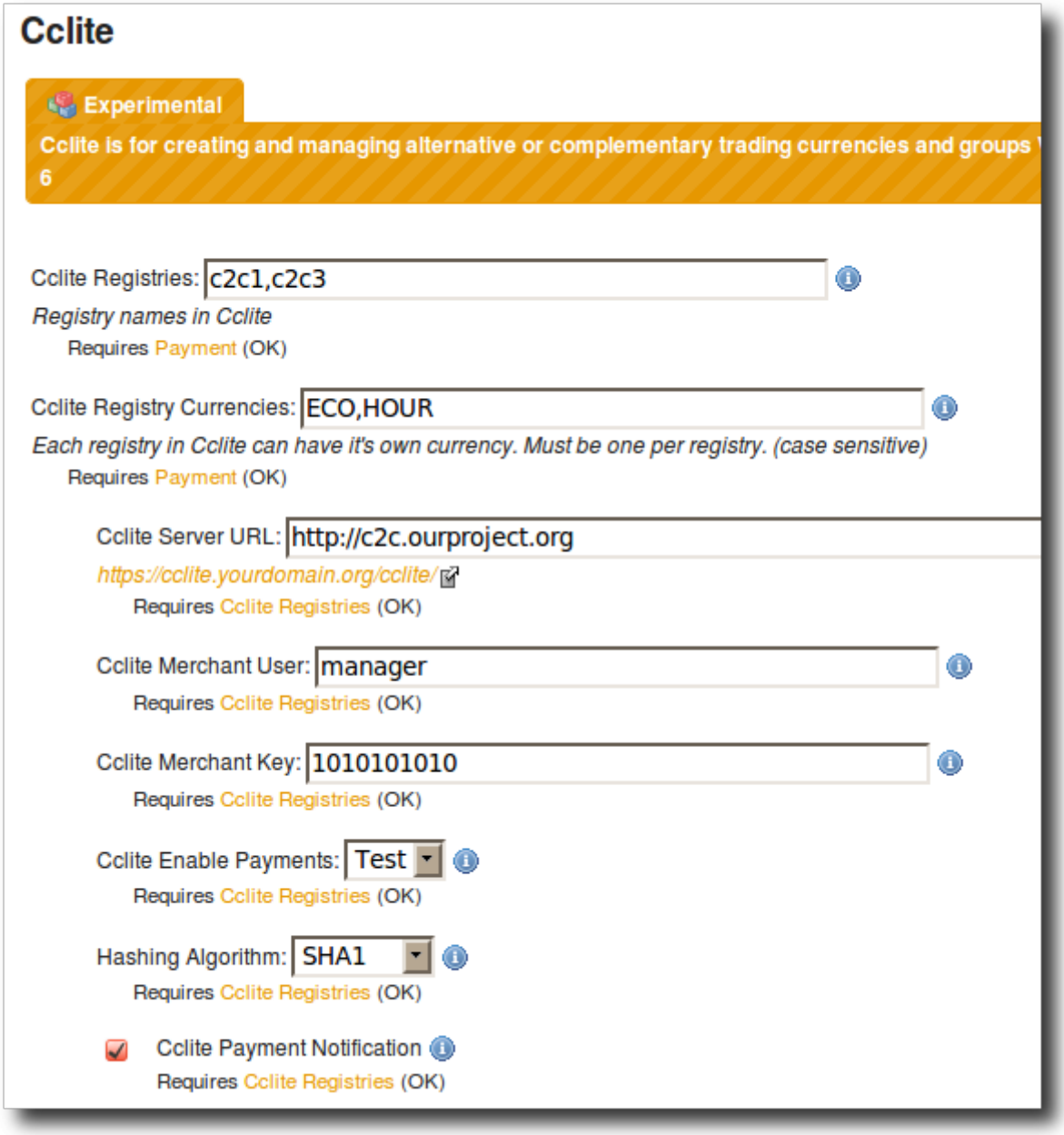

1.3. Basic configuration (CCLite side)

You have to provide some details for your basic cclite installation (See the CCLite manual).

And then, each registry that you create, needs to have some basic details also, which comprise a registry name, description, email, among others (*to be continued*):

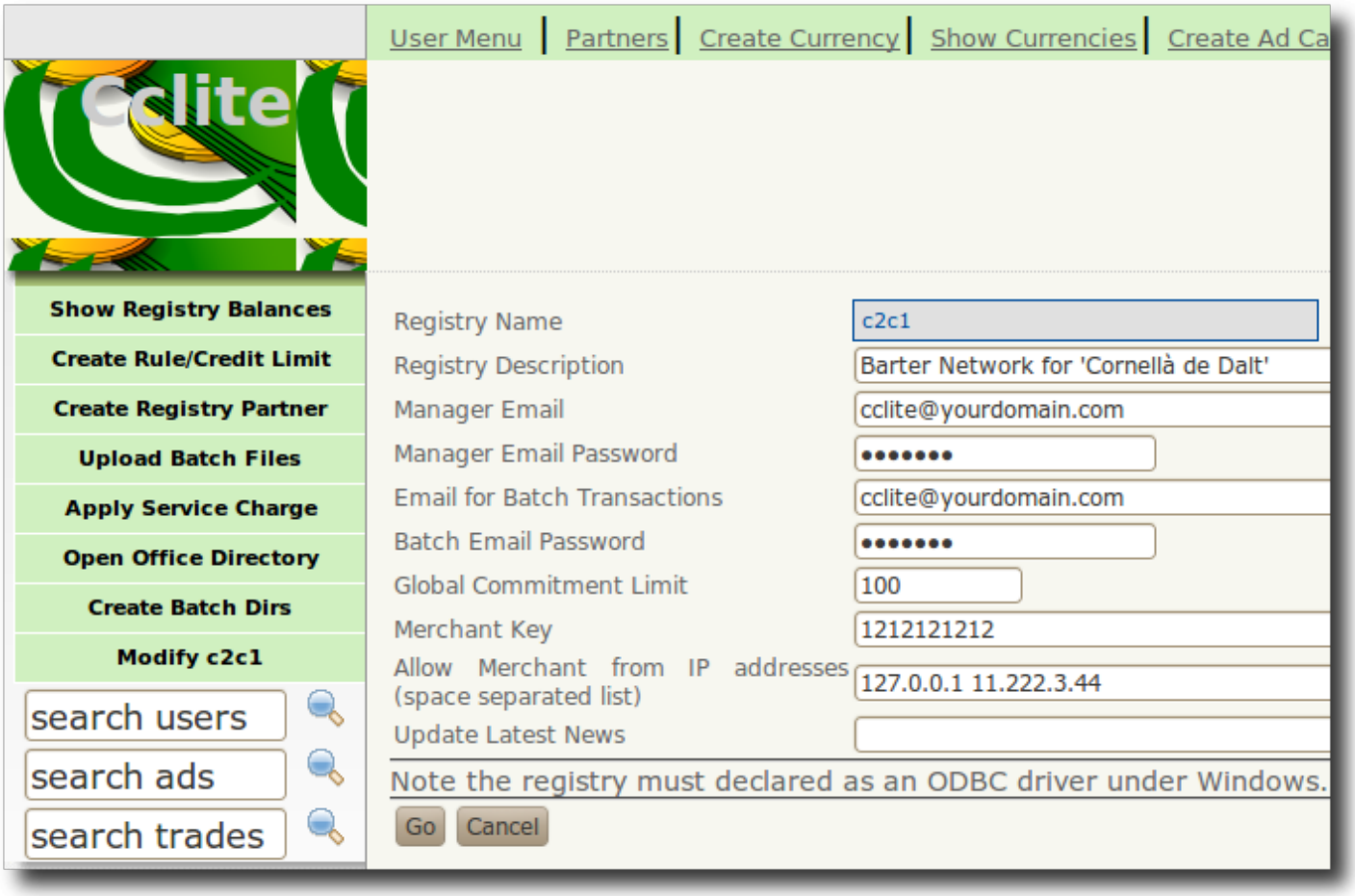

1.4. Usage

The usage is pretty intuitive, once the profile "Barter Market" is applied to your Tiki installation.

You have a list of items offered or wanted shown in a page, and you select one of them. Then you have the option to:

- give the amount (in the community currency specified in the item) to person offering it, in order to close the transaction
- get in contact with that user first, to agree on details or state of that item offered or requested.



Once you click on the button "**Buy now**", you, you initiate a payment request, which you can pay with CCLite or by other means such as plain barter in exchange of some other good or service, etc. If you want to trade with CCLite-based community currency, you can click on the button "**Trade with CClite**".

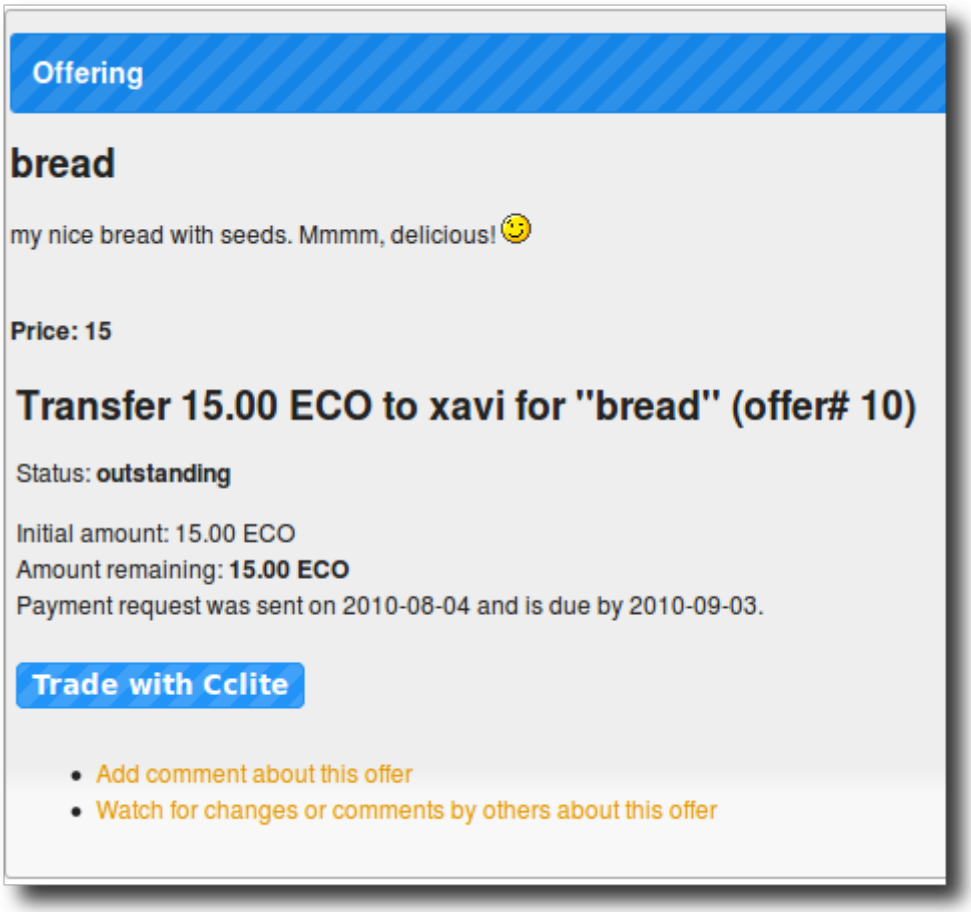

This will initiate the payment, provided that you have enough amount in that currency in you CClite account. In such case, you'll see a message saying "Transaction accepted" followed by some code ("Ref: XXXX....."):

If the user is not registered in the CCLite site, a some message will be shown indicating it (for user "test" in this example below):

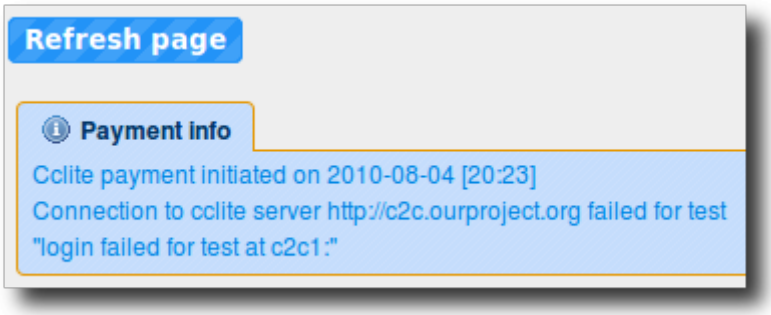

The previous successful transaction will be recorded also in the CCLite side, at the "**Transactions**" sections, once loged as manager or user with enough rights:

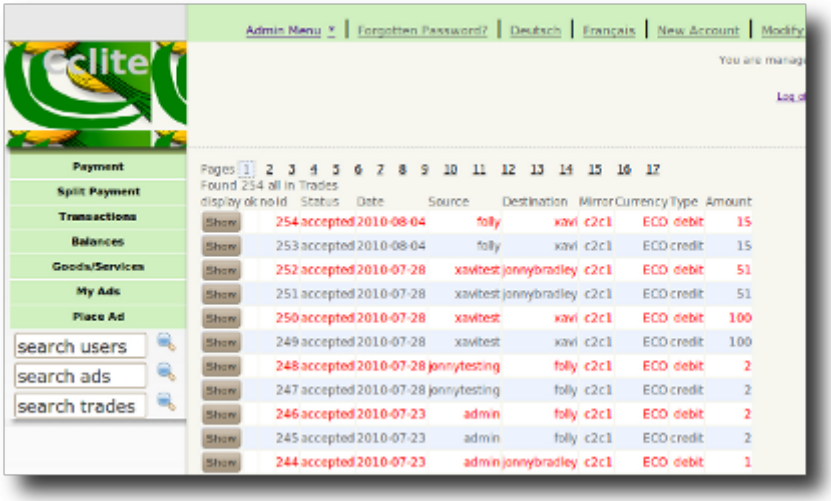

As seen in this detailed image, the last rows correspond to the recent transaction that we have seen in the previous images from the linked Tiki site:

If we click in the "Show" button in CCLite, we will see the full details of that transaction, as stored in the CClite server:

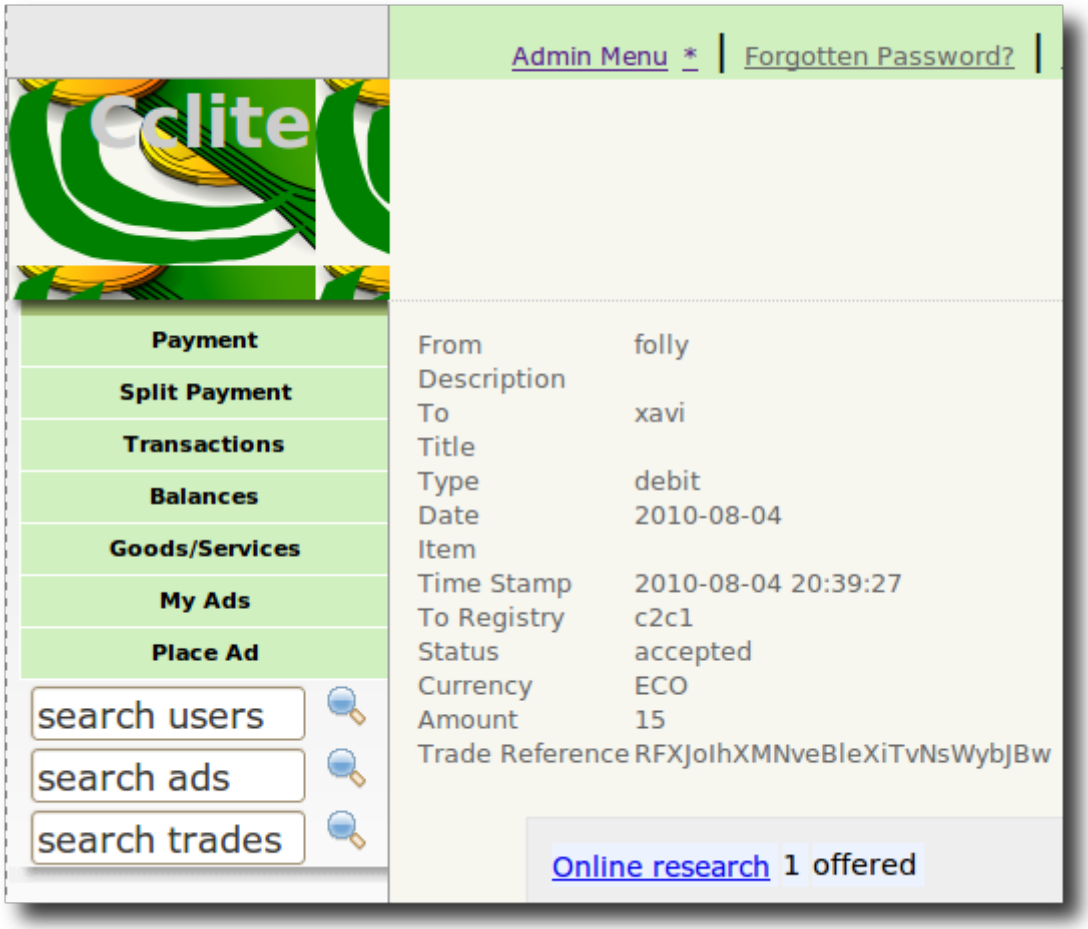

For more information for the time being, you can see it in action at
http://c2c.ourproject.org/tiki

1.5. Add a new barter node to the network

The process to have a new node added to the network is:

1. Install Tiki (if not done already), and apply the Barter profile
2. Request the Merchant ID to the CClite admin, and update your Tiki payment configuration
3. Send to the CClite admin the ip of the server where your Tiki is sintalled, in order to have it added to the cclite configuration.
4. Create users with the same username in the CClite installation as they have in the Tiki site (in the future, this will be more flexible)
5. Let the users create their offers and wants in the tiki site.
6. Let them trade through cclite

Todo:

1. Show the list of transactions and status of the budget for users in their userpages
2. Show the list of items offered and wanted (as open, pending, closed) in their user pages.

1.6. Links

Profile to easily customize your Tiki6 site to work supporting Barter Networks:

- http://profiles.tiki.org/Barter_Market

Related pages and sites:

- http://intercanvis.net

Development sites:

- http://c2c.ourproject.org
- http://dev.tiki.org/cc

CCLite:

- Sourceforge page: http://sf.net/projects/cclite
- Author's page: http://www.hughbarnard.org/?q=node/3
- Email list: http://groups.google.co.uk/group/cclite

Former implementation of CC in Tiki:

- Mod cc
- http://cc.tiki.org

Aliases

CC | CommunityCurrencies | CommunityCurrency | Community Currency | CCLite